




See our research on: [Abortion](#) | [Russia](#) | [Economy](#) | [COVID-19](#)



# Pew Research Center



RESEARCH TOPICS ▾ ALL PUBLICATIONS METHODS SHORT READS TOOLS & RESOURCES EXPERTS ABO

## Religious Landscape Study

RELIGIONS

GEOGRAPHY

TOPICS & QUESTIONS

USER GUIDE

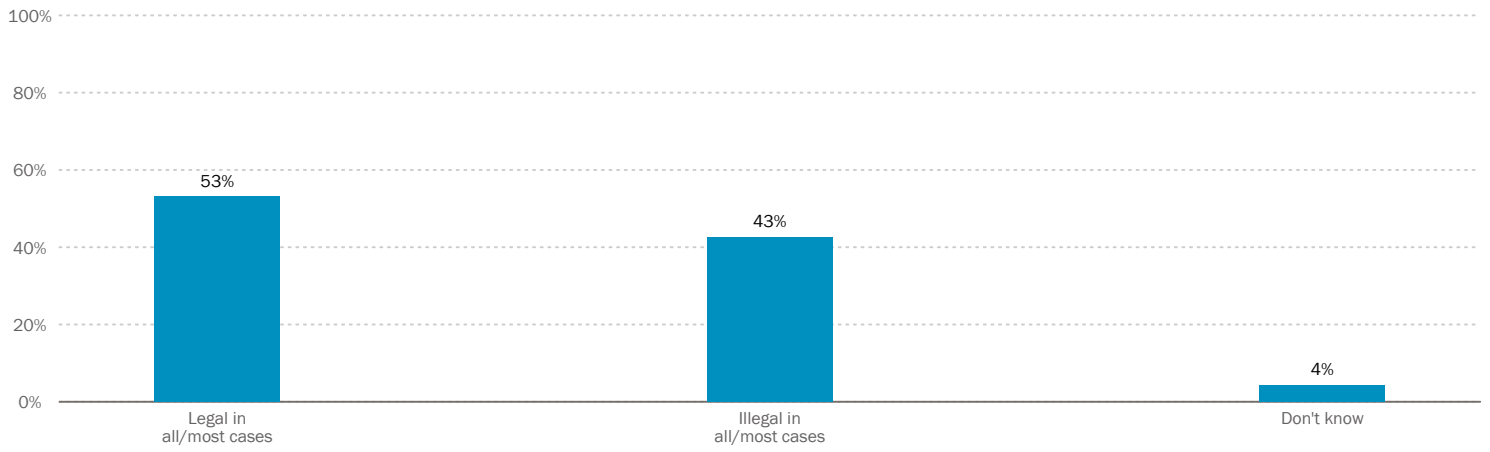
## Views about abortion



- Chart**
- Trends
- Table
- Share

### Views about abortion

*% of adults who say abortion should be...*



Sample size = 35,071. Visit [this table](#) to see approximate margins of error for a group of a given size. For full question wording, see the [survey questionnaire](#).

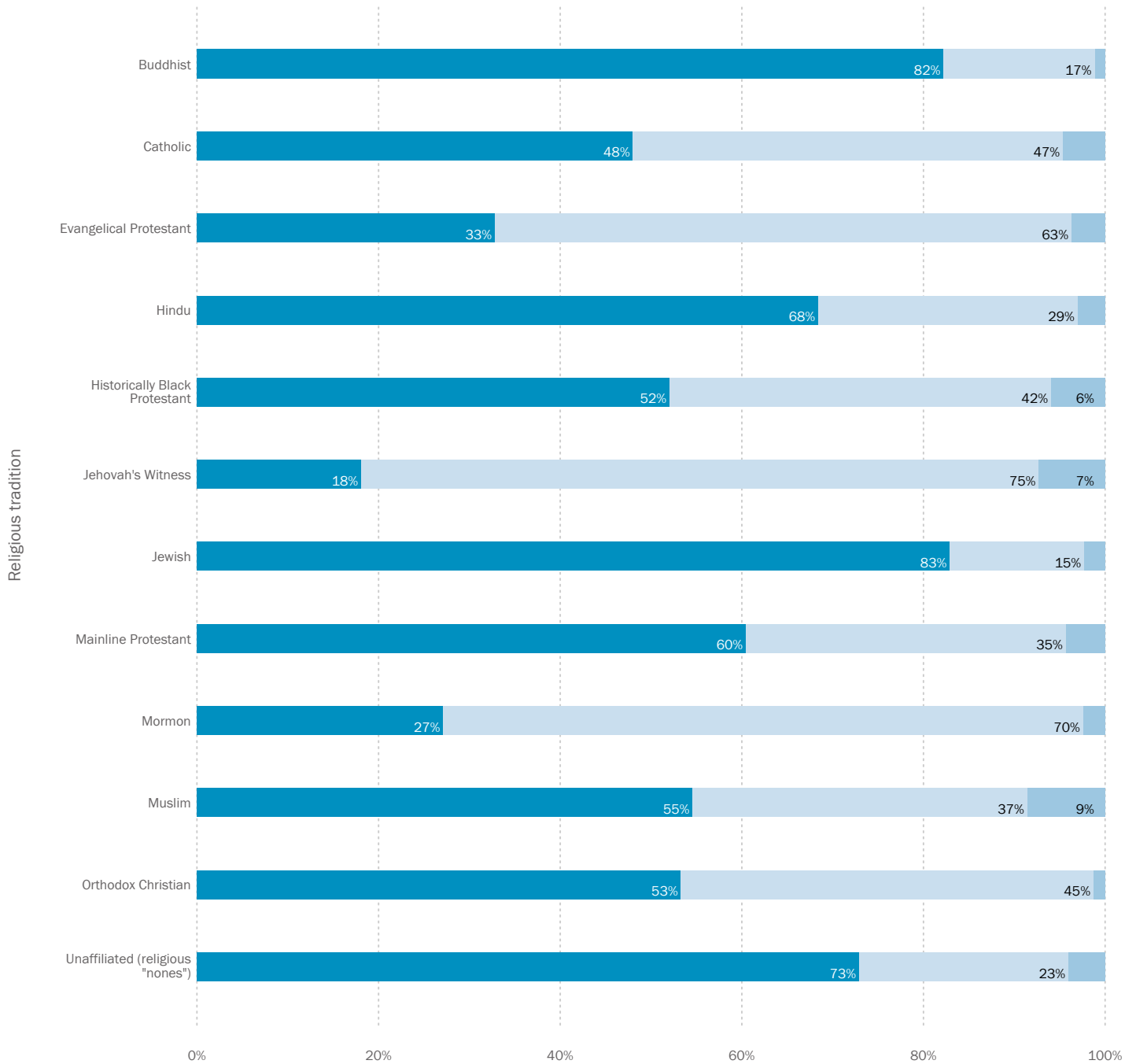
**LEARN MORE:** [LEGAL IN ALL/MOST CASES](#), [ILLEGAL IN ALL/MOST CASES](#)

**Chart** Table Share

### Views about abortion by religious group

*% of adults who say abortion should be...*

- Legal in all/most cases
- Illegal in all/most cases
- Don't know



Sample sizes and margins of error vary from subgroup to subgroup, from year to year and from state to state. You can see the sample size for the estimates in this chart on rollover or in the last column of the table. And visit [this table](#) to see approximate margins of error for a group of a given size. Readers should always bear in mind the approximate margin of error for the group they are examining when making comparisons with other groups or assessing the significance of trends over time. For full question wording, see the [survey questionnaire](#).

**LEARN MORE:** [LEGAL IN ALL/MOST CASES](#), [ILLEGAL IN ALL/MOST CASES](#)

**SWITCH DISPLAY TO:** [RELIGIOUS GROUP BY VIEWS ABOUT ABORTION](#)

Chart

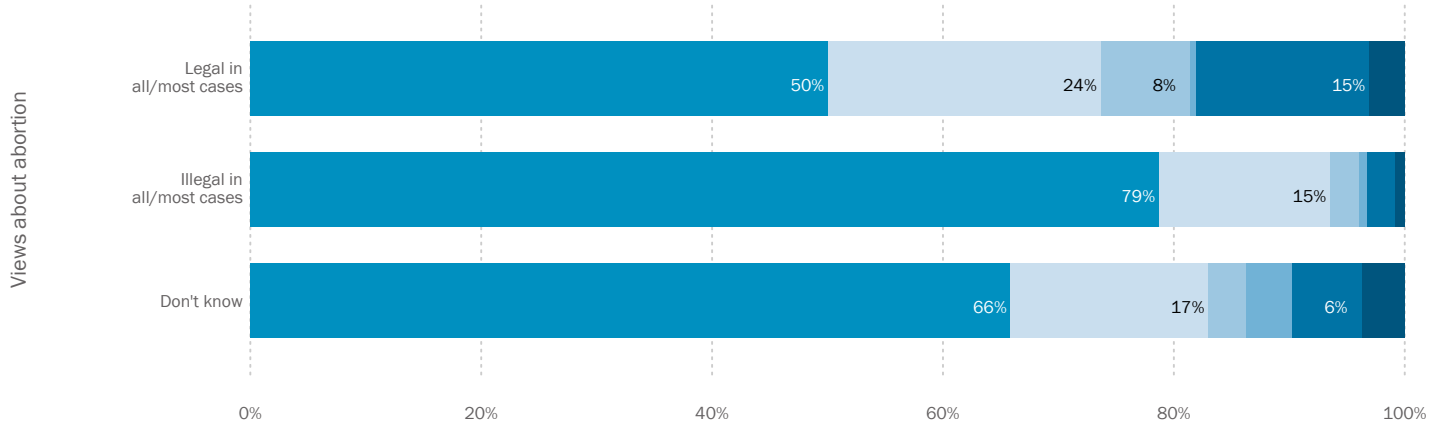
Table

Share

### Belief in God by views about abortion

% of adults who say they...

- Believe in God; absolutely certain
- Believe in God; fairly certain
- Believe in God; not too/not at all certain
- Believe in God; don't know
- Do not believe in God
- Other/don't know if they believe in God



Sample sizes and margins of error vary from subgroup to subgroup, from year to year and from state to state. You can see the sample size for the estimates in this chart on rollover or in the last column of the table. And visit [this table](#) to see approximate margins of error for a group of a given size. Readers should always bear in mind the approximate margin of error for the group they are examining when making comparisons with other groups or assessing the significance of trends over time. For full question wording, see the [survey questionnaire](#).

**LEARN MORE:** [BELIEVE IN GOD; ABSOLUTELY CERTAIN](#), [BELIEVE IN GOD; FAIRLY CERTAIN](#), [BELIEVE IN GOD; NOT TOO/NOT AT ALL CERTAIN](#), [DO NOT BELIEVE IN GOD](#)

**SWITCH DISPLAY TO:** [VIEWS ABOUT ABORTION BY BELIEF IN GOD](#)

Chart

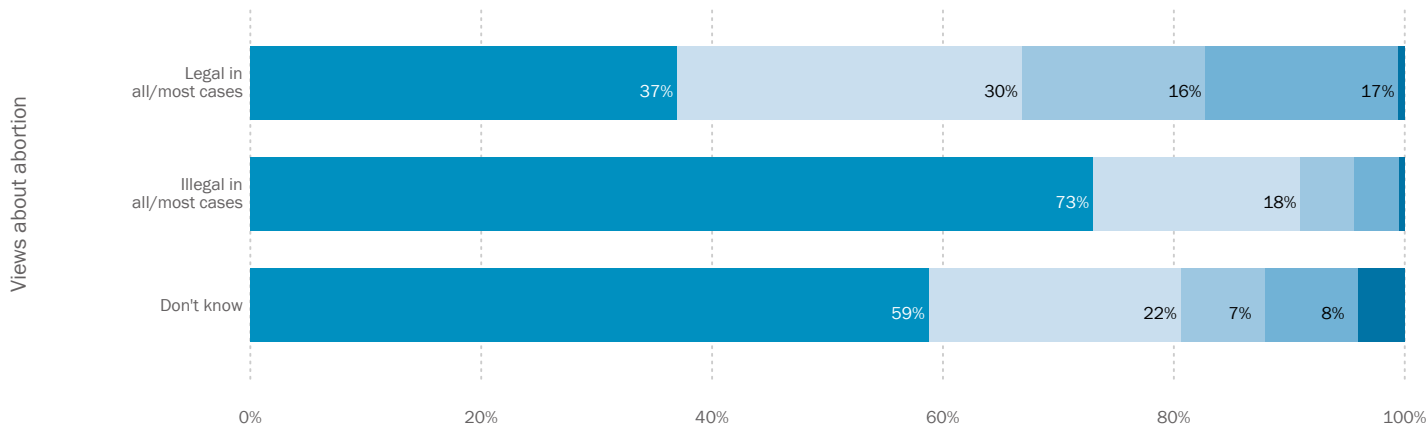
Table

Share

### Importance of religion in one's life by views about abortion

% of adults who say religion is...

- Very important
- Somewhat important
- Not too important
- Not at all important
- Don't know



Sample sizes and margins of error vary from subgroup to subgroup, from year to year and from state to state. You can see the sample size for the estimates in this chart on rollover or in the last column of the table. And visit [this table](#) to see approximate margins of error for a group of a given size. Readers should always bear in mind the approximate margin of error for the group they are examining when making comparisons with other groups or assessing the significance of trends over time. For full question wording, see the [survey questionnaire](#).

**LEARN MORE:** [VERY IMPORTANT](#), [SOMEWHAT IMPORTANT](#), [NOT TOO IMPORTANT](#), [NOT AT ALL IMPORTANT](#)

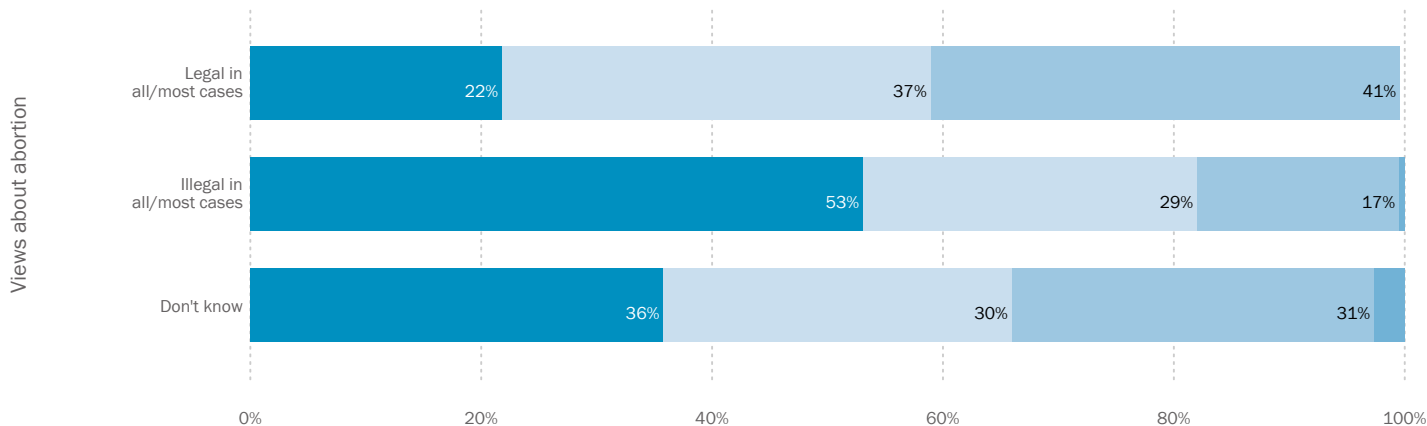
**SWITCH DISPLAY TO:** [VIEWS ABOUT ABORTION BY IMPORTANCE OF RELIGION](#)

Chart
Table
Share

### Attendance at religious services by views about abortion

*% of adults who attend religious services...*

- At least once a week
- Once or twice a month/a few times a year
- Seldom/never
- Don't know



Sample sizes and margins of error vary from subgroup to subgroup, from year to year and from state to state. You can see the sample size for the estimates in this chart on rollover or in the last column of the table. And visit [this table](#) to see approximate margins of error for a group of a given size. Readers should always bear in mind the approximate margin of error for the group they are examining when making comparisons with other groups or assessing the significance of trends over time. For full question wording, see the [survey questionnaire](#).

**LEARN MORE:** [AT LEAST ONCE A WEEK](#), [ONCE OR TWICE A MONTH/A FEW TIMES A YEAR](#), [SELDOM/NEVER](#)

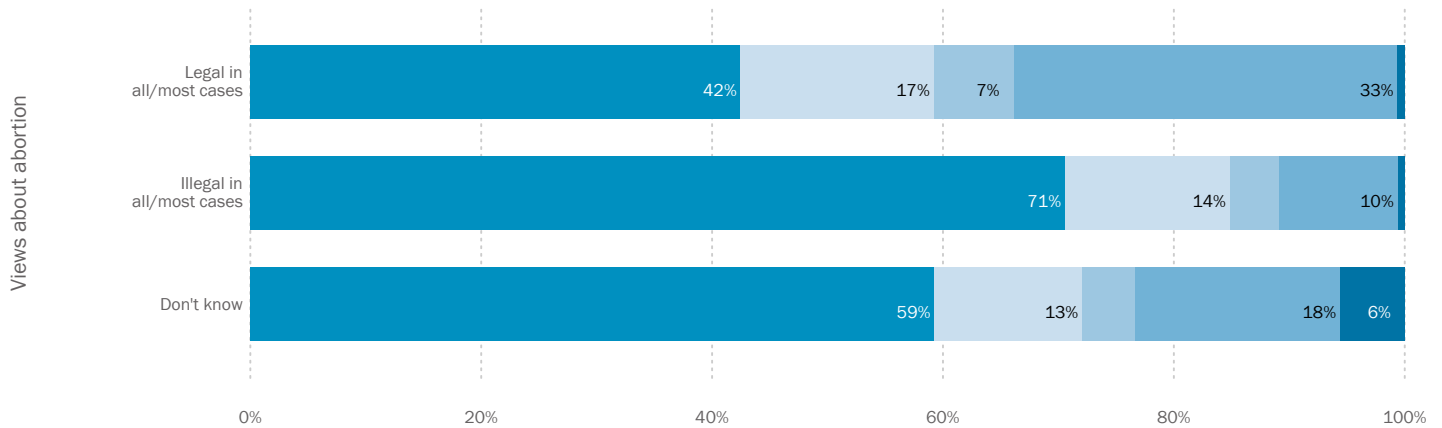
**SWITCH DISPLAY TO:** [VIEWS ABOUT ABORTION BY RELIGIOUS ATTENDANCE](#)

**Chart** Table Share

### Frequency of prayer by views about abortion

*% of adults who pray...*

- At least daily
- Weekly
- Monthly
- Seldom/never
- Don't know



Sample sizes and margins of error vary from subgroup to subgroup, from year to year and from state to state. You can see the sample size for the estimates in this chart on rollover or in the last column of the table. And visit [this table](#) to see approximate margins of error for a group of a given size. Readers should always bear in mind the approximate margin of error for the group they are examining when making comparisons with other groups or assessing the significance of trends over time. For full question wording, see the [survey questionnaire](#).

**LEARN MORE:** [AT LEAST DAILY](#), [WEEKLY](#), [MONTHLY](#), [SELDOM/NEVER](#)

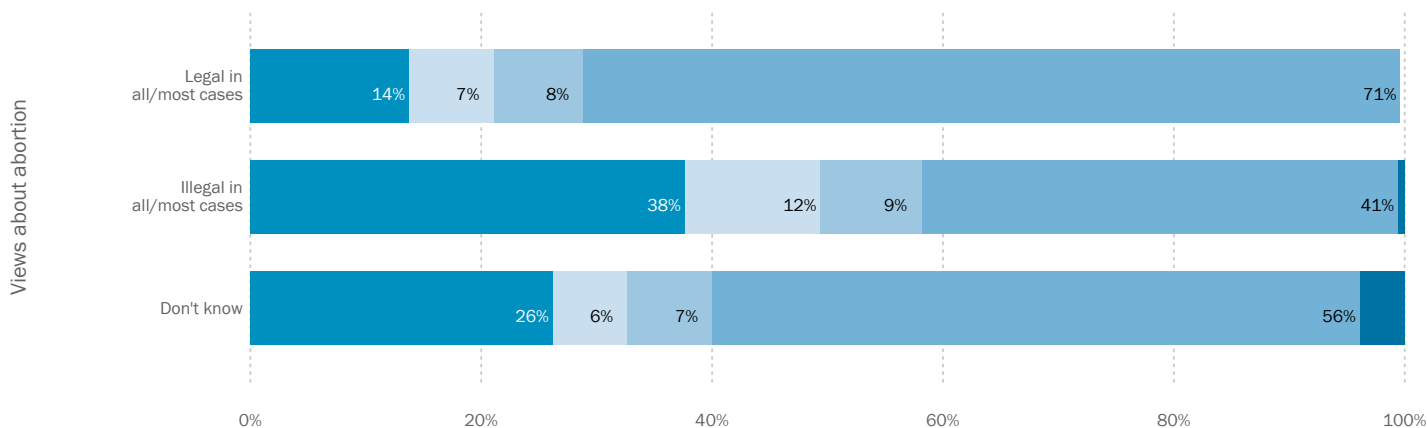
**SWITCH DISPLAY TO:** [VIEWS ABOUT ABORTION BY FREQUENCY OF PRAYER](#)

**Chart** Table Share

### Frequency of participation in prayer, scripture study or religious education groups by views about abortion

*% of adults who attend prayer group...*

- At least once a week
- Once or twice a month
- Several times a year
- Seldom/never
- Don't know



Sample sizes and margins of error vary from subgroup to subgroup, from year to year and from state to state. You can see the sample size for the estimates in this chart on rollover or in the last column of the table. And visit [this table](#) to see approximate margins of error for a group of a given size. Readers should always bear in mind the approximate margin of error for the group they are examining when making comparisons with other groups or assessing the significance of trends over time. For full question wording, see the [survey questionnaire](#).

**LEARN MORE:** [AT LEAST ONCE A WEEK](#), [ONCE OR TWICE A MONTH](#), [SEVERAL TIMES A YEAR](#), [SELDOM/NEVER](#)

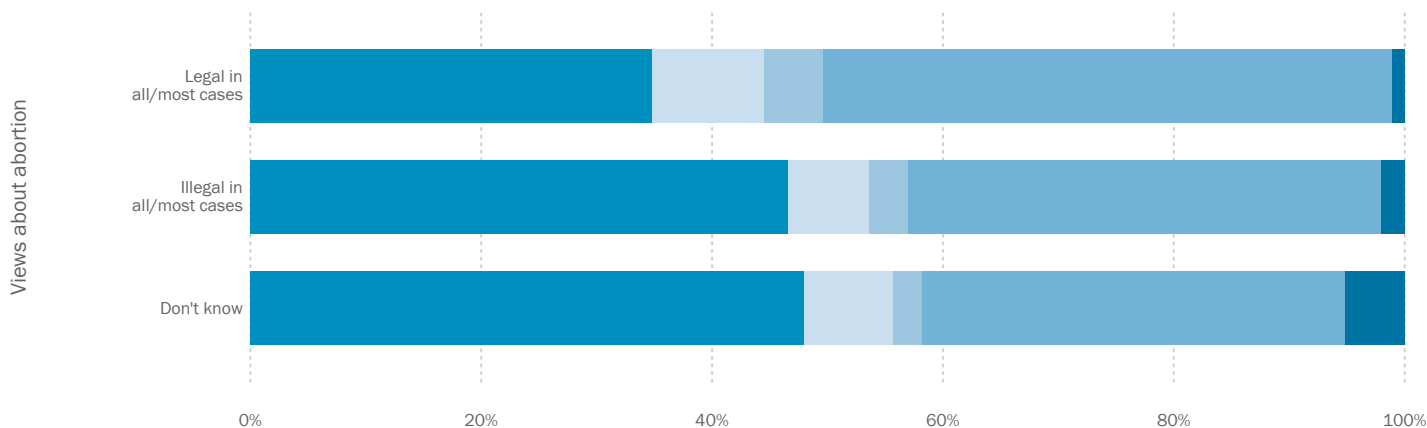
**SWITCH DISPLAY TO:** [VIEWS ABOUT ABORTION BY ATTENDANCE AT PRAYER GROUPS](#)

Chart
Table
Share

## Frequency of meditation by views about abortion

*% of adults who meditate...*

- At least once a week
- Once or twice a month
- Several times a year
- Seldom/never
- Don't know



Sample sizes and margins of error vary from subgroup to subgroup, from year to year and from state to state. You can see the sample size for the estimates in this chart on rollover or in the last column of the table. And visit [this table](#) to see approximate margins of error for a group of a given size. Readers should always bear in mind the approximate margin of error for the group they are examining when making comparisons with other groups or assessing the significance of trends over time. For full question wording, see the [survey questionnaire](#).

**LEARN MORE:** [AT LEAST ONCE A WEEK](#), [ONCE OR TWICE A MONTH](#), [SEVERAL TIMES A YEAR](#), [SELDOM/NEVER](#)

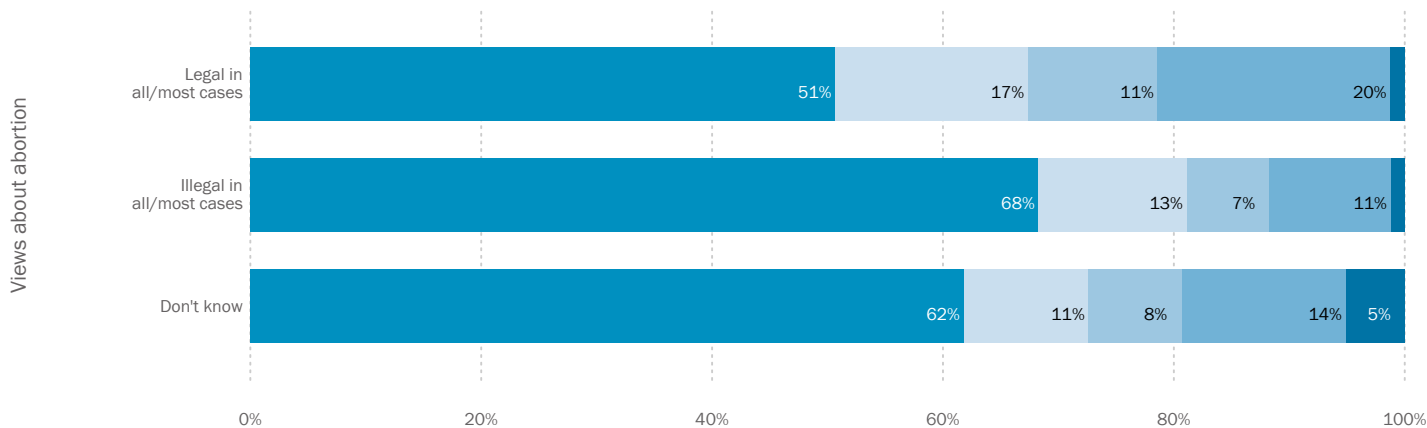
**SWITCH DISPLAY TO:** [VIEWS ABOUT ABORTION BY FREQUENCY OF MEDITATION](#)

Chart
Table
Share

## Frequency of feeling spiritual peace and wellbeing by views about abortion

*% of adults who feel a sense of spiritual peace and wellbeing...*

- At least once a week
- Once or twice a month
- Several times a year
- Seldom/never
- Don't know



Sample sizes and margins of error vary from subgroup to subgroup, from year to year and from state to state. You can see the sample size for the estimates in this chart on rollover or in the last column of the table. And visit [this table](#) to see approximate margins of error for a group of a given size. Readers should always bear in mind the approximate margin of error for the group they are examining when making comparisons with other groups or assessing the significance of trends over time. For full question wording, see the [survey questionnaire](#).

**LEARN MORE:** [AT LEAST ONCE A WEEK](#), [ONCE OR TWICE A MONTH](#), [SEVERAL TIMES A YEAR](#), [SELDOM/NEVER](#)

**SWITCH DISPLAY TO:** [VIEWS ABOUT ABORTION BY FREQUENCY OF FEELINGS OF SPIRITUAL WELLBEING](#)

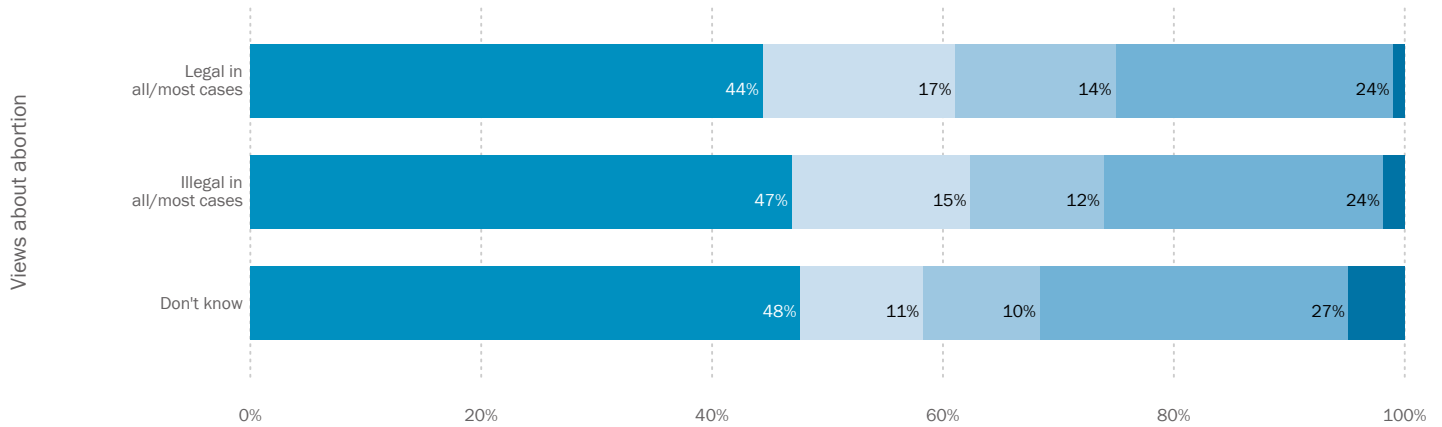
Chart
Table
Share

## Frequency of feeling wonder about the universe by views about abortion

*% of adults who feel a sense of wonder about the universe...*



- At least once a week
- Once or twice a month
- Several times a year
- Seldom/never
- Don't know



Sample sizes and margins of error vary from subgroup to subgroup, from year to year and from state to state. You can see the sample size for the estimates in this chart on rollover or in the last column of the table. And visit [this table](#) to see approximate margins of error for a group of a given size. Readers should always bear in mind the approximate margin of error for the group they are examining when making comparisons with other groups or assessing the significance of trends over time. For full question wording, see the [survey questionnaire](#).

**LEARN MORE:** [AT LEAST ONCE A WEEK](#), [ONCE OR TWICE A MONTH](#), [SEVERAL TIMES A YEAR](#), [SELDOM/NEVER](#)

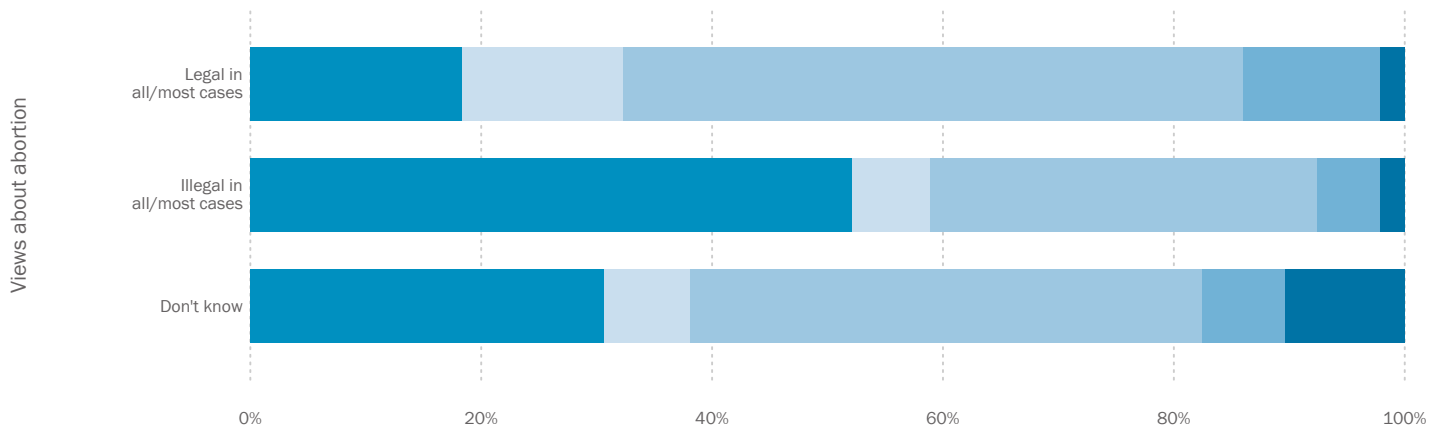
**SWITCH DISPLAY TO:** [VIEWS ABOUT ABORTION BY FREQUENCY FEELING A SENSE OF WONDER ABOUT THE UNIVERSE](#)

Chart
Table
Share

## Sources of guidance on right and wrong by views about abortion

*% of adults who say they look to...most for guidance on right and wrong*

- Religion
- Philosophy/reason
- Common sense
- Science
- Don't know



Sample sizes and margins of error vary from subgroup to subgroup, from year to year and from state to state. You can see the sample size for the estimates in this chart on rollover or in the last column of the table. And visit [this table](#) to see approximate margins of error for a group of a given size. Readers should always bear in mind the approximate margin of error for the group they are examining when making comparisons with other groups or assessing the significance of trends over time. For full question wording, see the [survey questionnaire](#).

LEARN MORE: [RELIGION](#), [PHILOSOPHY/REASON](#), [COMMON SENSE](#), [SCIENCE](#)

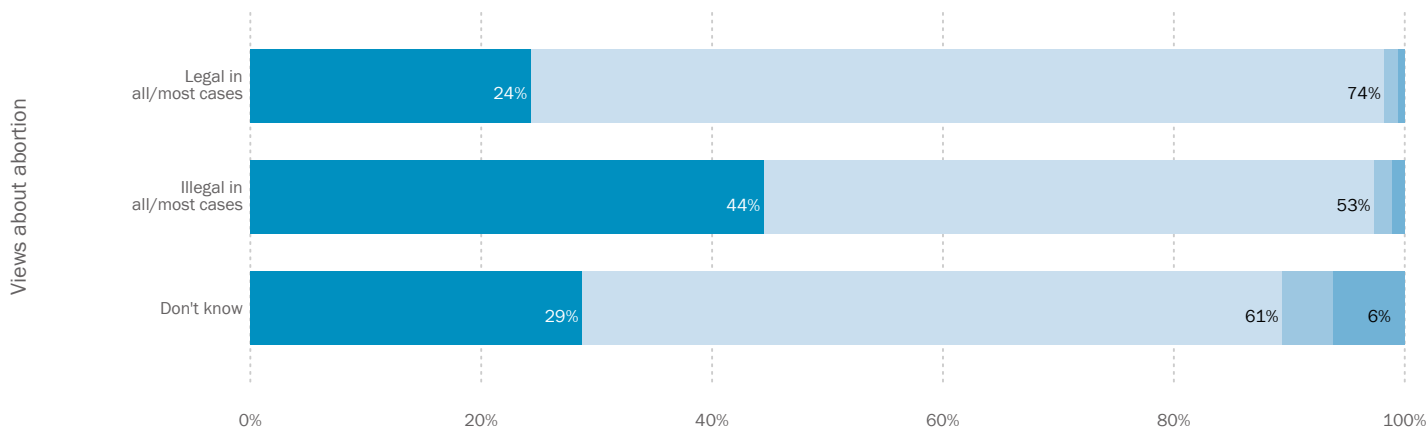
SWITCH DISPLAY TO: [VIEWS ABOUT ABORTION BY SOURCES OF GUIDANCE ON RIGHT AND WRONG](#)

Chart Table Share

### Belief in absolute standards for right and wrong by views about abortion

% of adults who say...

- There are clear standards for what is right and wrong
- Right or wrong depends on the situation
- Neither/both equally
- Don't know



Sample sizes and margins of error vary from subgroup to subgroup, from year to year and from state to state. You can see the sample size for the estimates in this chart on rollover or in the last column of the table. And visit [this table](#) to see approximate margins of error for a group of a given size. Readers should always bear in mind the approximate margin of error for the group they are examining when making comparisons with other groups or assessing the significance of trends over time. For full question wording, see the [survey questionnaire](#).

LEARN MORE: [THERE ARE CLEAR STANDARDS FOR WHAT IS RIGHT AND WRONG](#), [RIGHT OR WRONG DEPENDS ON THE SITUATION](#)

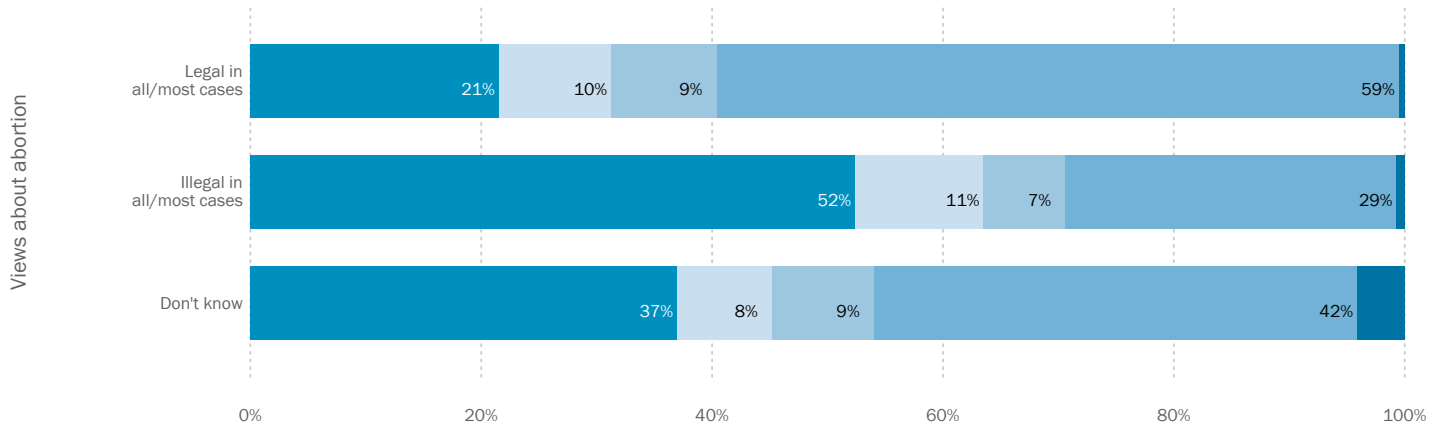
SWITCH DISPLAY TO: [VIEWS ABOUT ABORTION BY BELIEF IN EXISTENCE OF STANDARDS FOR RIGHT AND WRONG](#)

Chart Table Share

### Frequency of reading scripture by views about abortion

% of adults who read scripture...

- At least once a week
- Once or twice a month
- Several times a year
- Seldom/never
- Don't know



Sample sizes and margins of error vary from subgroup to subgroup, from year to year and from state to state. You can see the sample size for the estimates in this chart on rollover or in the last column of the table. And visit [this table](#) to see approximate margins of error for a group of a given size. Readers should always bear in mind the approximate margin of error for the group they are examining when making comparisons with other groups or assessing the significance of trends over time. For full question wording, see the [survey questionnaire](#).

**LEARN MORE:** [AT LEAST ONCE A WEEK](#), [ONCE OR TWICE A MONTH](#), [SEVERAL TIMES A YEAR](#), [SELDOM/NEVER](#)

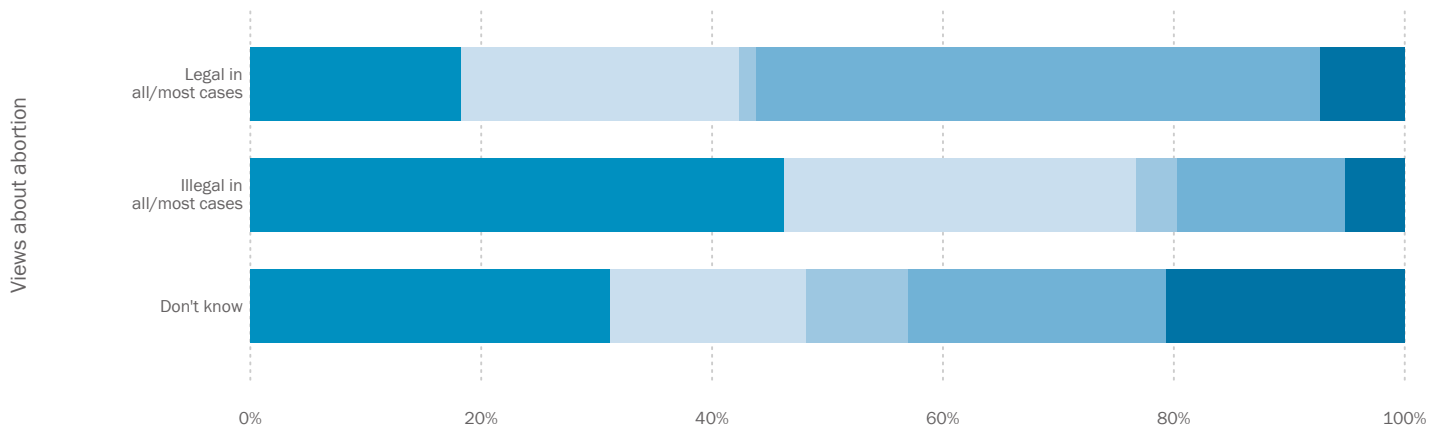
**SWITCH DISPLAY TO:** [VIEWS ABOUT ABORTION BY FREQUENCY OF READING SCRIPTURE](#)

Chart
Table
Share

## Interpreting scripture by views about abortion

*% of adults who say the holy scripture is...*

- Word of God; should be taken literally
- Word of God; not everything taken literally
- Word of God; other/don't know
- Not the word of God
- Other/don't know



Sample sizes and margins of error vary from subgroup to subgroup, from year to year and from state to state. You can see the sample size for the estimates in this chart on rollover or in the last column of the table. And visit [this table](#) to see approximate margins of error for a group of a given size. Readers should always bear in mind the approximate margin of error for the group they are examining when making comparisons with other groups or assessing the significance of trends over time. For full question wording, see the [survey questionnaire](#).

**LEARN MORE:** [WORD OF GOD; SHOULD BE TAKEN LITERALLY](#), [WORD OF GOD; NOT EVERYTHING TAKEN LITERALLY](#), [NOT THE WORD OF GOD](#)

24% 49%

**SWITCH DISPLAY TO:** [VIEWS ABOUT ABORTION BY INTERPRETATION OF SCRIPTURE](#)

31% 15%

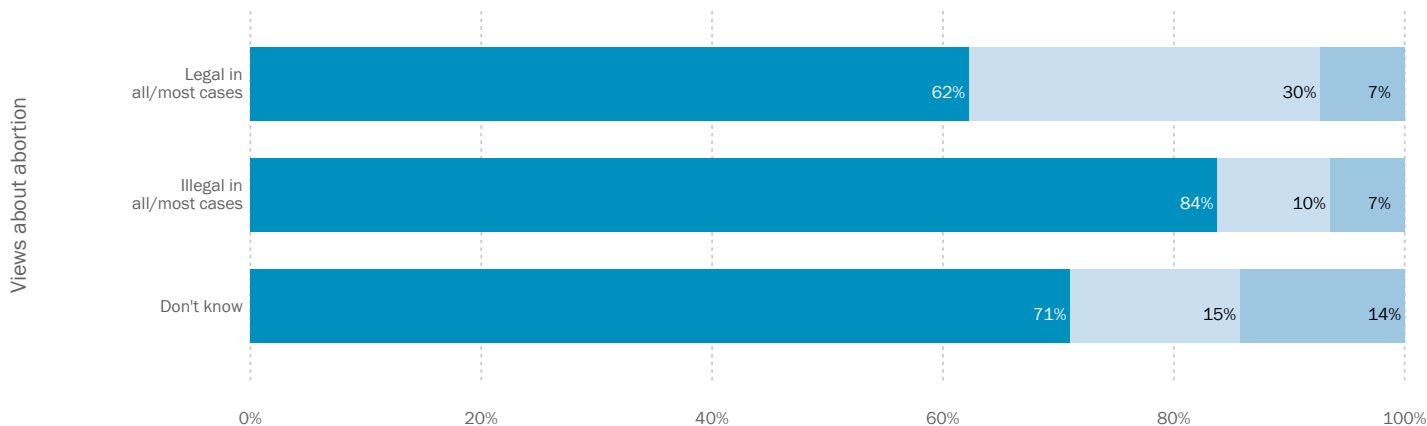
**Chart** Table Share

17% 9% 22%

### Belief in Heaven by views about abortion

*% of adults who ...in heaven*

- Believe
- Don't believe
- Other/don't know



Sample sizes and margins of error vary from subgroup to subgroup, from year to year and from state to state. You can see the sample size for the estimates in this chart on rollover or in the last column of the table. And visit [this table](#) to see approximate margins of error for a group of a given size. Readers should always bear in mind the approximate margin of error for the group they are examining when making comparisons with other groups or assessing the significance of trends over time. For full question wording, see the [survey questionnaire](#).

**LEARN MORE:** [BELIEVE](#), [DON'T BELIEVE](#)

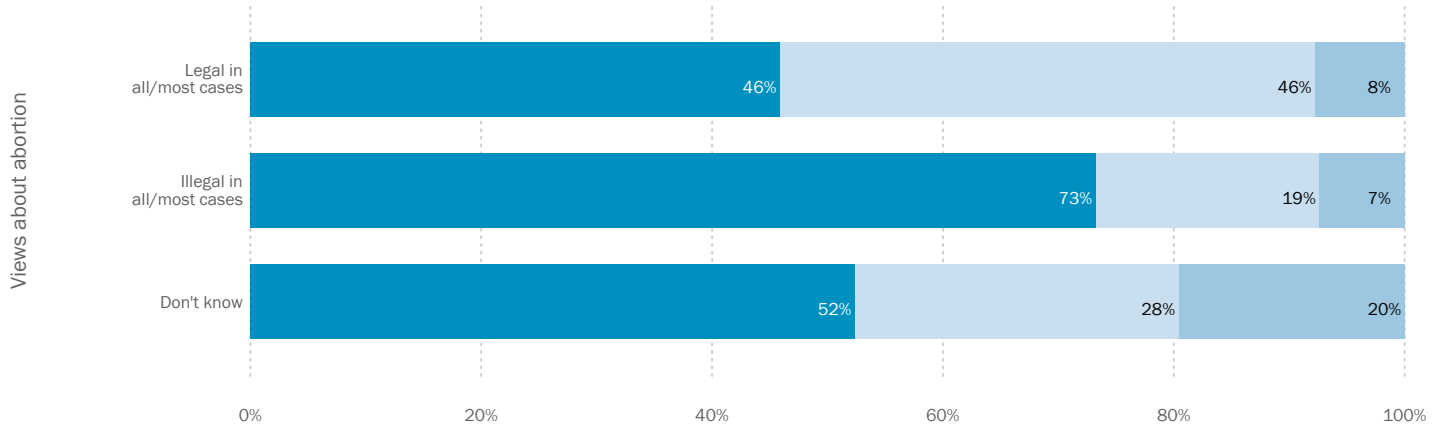
**SWITCH DISPLAY TO:** [VIEWS ABOUT ABORTION BY BELIEF IN HEAVEN](#)

**Chart** Table Share

### Belief in Hell by views about abortion

*% of adults who ...in hell*


- Believe
- Don't believe
- Other/don't know



Sample sizes and margins of error vary from subgroup to subgroup, from year to year and from state to state. You can see the sample size for the estimates in this chart on rollover or in the last column of the table. And visit [this table](#) to see approximate margins of error for a group of a given size. Readers should always bear in mind the approximate margin of error for the group they are examining when making comparisons with other groups or assessing the significance of trends over time. For full question wording, see the [survey questionnaire](#).

**LEARN MORE:** [BELIEVE](#), [DON'T BELIEVE](#)

**SWITCH DISPLAY TO:** [VIEWS ABOUT ABORTION BY BELIEF IN HELL](#)







Pew Research Center 

1615 L St. NW, Suite 800  
 Washington, DC 20036  
 USA  
 (+1) 202-419-4300 | Main  
 (+1) 202-857-8562 | Fax  
[\(+1\) 202-419-4372 | Media Inquiries](#)

**RESEARCH TOPICS**

- Politics & Policy
- International Affairs
- Immigration & Migration
- Race & Ethnicity
- Religion
- Generations & Age
- Gender & LGBT
- Family & Relationships
- Economy & Work
- Science
- Internet & Technology
- News Habits & Media
- Methodological Research
- [Full topic list](#)

**FOLLOW US**

-  Email Newsletters
-  Facebook
-  Twitter
-  Tumblr
-  YouTube
-  RSS

**ABOUT PEW RESEARCH CENTER** Pew Research Center is a nonpartisan fact tank that informs the public about the issues, attitudes and trends shaping the world. It conducts public opinion polling, demographic research, media content analysis and other empirical social science research. Pew Research Center does not take policy positions. It is a subsidiary of [The Pew Charitable Trusts](#).

