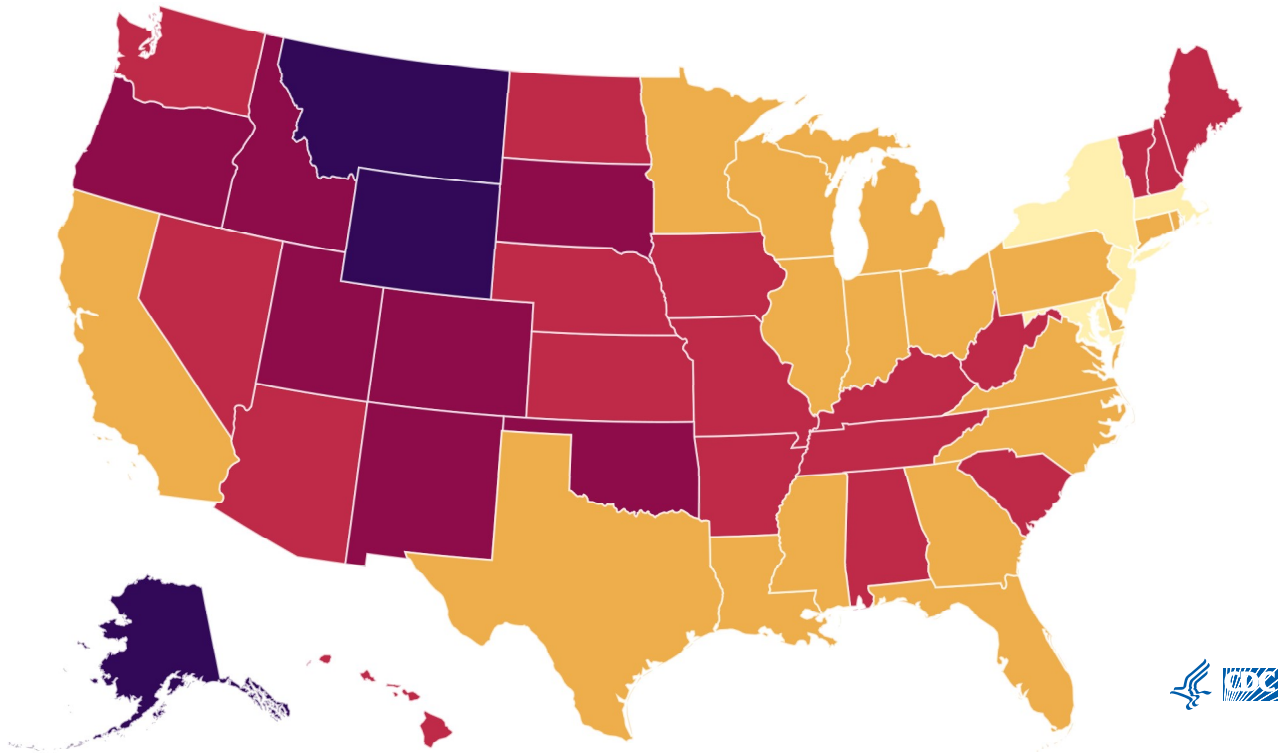




Suicide Mortality by State



Age-Adjusted Death Rates¹

- 6 - < 10.66
- 10.66 - < 15.32
- 15.32 - < 19.98
- 19.98 - < 24.64
- 24.64 - 29.3
























































Filters



Year

2019 ▾

Data Table

Location	Death Rate (Click for...)	Deaths (Click for Ra...)
● Alabama ↗	16.3	804
● Alaska ↗	28.5	210
● Arizona ↗	18.7	1,419
● Arkansas ↗	18	548
● California ↗	10.7	4,436
● Colorado ↗	22.1	1,312

Location	Death Rate (Click for...	Deaths (Click for Ra...
 Connecticut 	11.4	435
 Delaware 	11.3	111
 Florida 	14.5	3,465
 Georgia 	14.6	1,585
 Hawaii 	15.5	224
 Idaho 	20.4	365
 Illinois 	10.9	1,439
 Indiana 	14.2	972
 Iowa 	16.7	528
 Kansas 	18.2	523
 Kentucky 	16.5	756
 Louisiana 	15	704
 Maine 	19.4	276
 Maryland 	10.3	657
 Massachusetts 	8.7	647
 Michigan 	14.3	1,472
 Minnesota 	14.4	830
 Mississippi 	14.4	436
 Missouri 	18.2	1,141
 Montana 	26.2	289
 Nebraska 	16.1	309
 Nevada 	19.8	642
 New Hampshire 	17.5	255
 New Jersey 	8	762
 New Mexico 	24	513
 New York 	8.3	1,705
 North Carolina 	12.5	1,358
 North Dakota 	18.1	136
 Ohio 	15.1	1,806
 Oklahoma 	20.5	816
 Oregon 	20.4	906
 Pennsylvania 	14.1	1,896
 Rhode Island 	10.7	123
 South Carolina 	16.2	852
 South Dakota 	20.9	182
 Tennessee 	17.2	1,219
 Texas 	13.4	3,891
 Utah 	21.2	654
 Vermont 	16	110

Location	Death Rate (Click for...)	Deaths (Click for Ra...
 Virginia 	12.8	1,140

[Download Data \(CSV\)](#)

¹ The number of deaths per 100,000 total population.

Source: <https://wonder.cdc.gov>

States are categorized from highest rate to lowest rate. Although adjusted for differences in age-distribution and population size, rankings by state do not take into account other state specific population characteristics that may affect the level of mortality. When the number of deaths is small, rankings by state may be unreliable due to instability in death rates.

Page last reviewed: February 11, 2021

Error processing SSI file