

# What Is the Gender Wage Gap in Your State?

## What Is the Gender Wage Gap in Your State?

# In Puerto Rico, No Gap in Median Earnings Between Men and Women

MEGAN WISNIEWSKI

MARCH 01, 2022

The gender-based wage gap in the United States has narrowed in recent years, but disparities remain: national median earnings for civilians who worked full-time, year-round in the past 12 months was \$53,544 for men compared to \$43,394 for women, according to the U.S. Census Bureau's 2019 American Community Survey (ACS) [<https://data.census.gov/cedsci/table?q=s2412&tid=ACSS1Y2019.S2412>].

There are a multitude of factors that may contribute to earnings differences between women and men: age, number of hours worked, presence of children [<https://www.census.gov/library/stories/2020/05/the-choices-working-mothers-make.htm>] and education [<https://www.census.gov/library/stories/2019/05/college-degree-widens-gender-earnings-gap.html>]. The types of jobs women and men hold, and the earnings difference among these occupations also contribute to gaps in overall earnings.

**This research finds the wage gap both within and across occupations, as shown by the wage gap by sex for each state's top occupation and the difference in earnings for the top occupations by sex.**

A new visualization tool depicts the gender-based wage gap at the state level using 2019 ACS and 2019 Puerto Rico Community Survey [<https://www.census.gov/programs-surveys/acs/about/puerto-rico-community-survey.html>] data. The wage gap visualization highlights the top occupation and the three top occupations for men and women for each state by count of workers.

Equal Pay Day – timed to represent how far into the year women must work to equal what men earned the previous year – is March 15 this year. That's earlier than it's ever been since its inception in 1996. Last year, it occurred on March 24 [<https://www.census.gov/library/stories/2021/03/unequally-essential-women-and-gender-pay-gap-during-covid-19.htm>]. In 2020, women earned 83 cents [<https://www.census.gov/content/dam/Census/library/publications/2021/demo/p60-273.pdf>] to every dollar earned by men. In addition to Women's History Month, it is an important reminder that the gender pay gap is narrowing but continues.

By highlighting the selected top occupations by sex at the state level, we can identify areas with different labor market opportunities based on gender in the United States. The data reflect the 570 occupations classified by the ACS.

Additional information specifies earnings and the percentage of workforce by sex for each state's top selected occupations by count of workers. We also detail earnings by sex at the state level for those interested in the wage gap by sex, highlighting the difference between median earnings of men and women ages 16 years and older who worked full-time, year-round in the past 12 months.

## State-Level Findings

- Places with a wage gap above \$15,000 included Wyoming, \$21,676; Utah, \$17,303; and the District of Columbia, \$16,032.
- Puerto Rico had the lowest median earnings for both men and women among the states and Washington, D.C.
- Median earnings for men and women were most similar in Puerto Rico: \$22,804 for men and \$23,478 for women (not statistically different).



[Top](#)

## National Level Findings

- The selected top occupations for men were driver/sales workers and truck drivers; managers, all other; and first-line supervisors of retail sales workers.
- The selected top occupations for women were elementary and middle school teachers; registered nurses; and secretaries and administrative assistants, except legal, medical, and executive.

To examine detailed occupations and the wage gap at the state level, simply click on the desired state. This brings you to a dashboard displaying information for that state's selected largest occupation, and the selected largest occupations for male and female workers as well as wage gap information at the state level.

By analyzing top occupations by sex, we highlight occupational segregation within states and show how particular occupations have an overrepresentation of men or women. If you hover over the state geography, information about male and female median earnings and the wage gap at the state level reappear.

To the right of the state geography, information is provided for the selected largest occupation by the number of workers in each state. Hovering over the bar chart, you will see more detailed information about the state's selected largest occupation including the full occupation title, the count of workers in the occupation, the percentage of workforce it comprises, male and female median earnings, and the wage gap for the selected top occupation in each state.

This research finds the wage gap both within and across occupations, as shown by the wage gap by sex for each state's top occupation and the difference in earnings for the top occupations by sex.

## Regional Price Parity Index

This tool also uses the regional price parity index [<https://www.bea.gov/news/2020/real-personal-income-state-and-metropolitan-area-:> created by the Bureau of Economic Analysis [<https://www.bea.gov/>] (BEA). The BEA defines regional price parity as a price index that measures the geographic price level differences expressed as a percentage of the overall national price level. The regional price parity index allows for a comparison of buying power across the 50 states and the District of Columbia for a specific period of time within the United States. <sup>top</sup> ^

By analyzing ACS data at the state geographic level, we can identify areas with large gender-based wage gaps and heavily gender-segregated occupations in the United States. To view the geography of the earnings wage gap by sex adjusted for regional price parity, click on the "Regional Price Parity" tab.

There was minor change overall in the wage gap at the state level after controlling for regional price parity. For example, the wage gap grew in South Dakota but remained relatively stable in Florida after controlling for regional price parity.

*Megan Wisniewski is a survey statistician in the Census Bureau's Social, Economic, and Housing Statistics Division.*



# STATE BY STATE

PROFILES OF DEMOGRAPHIC CHANGES IN THE 2020 CENSUS

[\[/library/stories/state-by-state.html\]](/library/stories/state-by-state.html)

## Story Ideas and Statistics

Stats For Stories | March 15, 2022

### Equal Pay Day: March 15, 2022

In 1973, full-time working women earned a median of 56.6 cents to every dollar men earned. In 2020 (47 years later), women earned 83.0, a gain of cents.

[\[/newsroom/stories/equal-pay-day.html\]](/newsroom/stories/equal-pay-day.html)

April 28, 2021

### Community Resilience Estimates

The Community Resilience Estimates is now a standard data product using information on individuals and households from various surveys and of data.

[\[/community-resilience-estimates\]](/community-resilience-estimates)

Data Tool

### Census COVID-19 Data Hub


This site provides users demographic risk factor variables along with economic data on 20 key industries impacted by Coronavirus.

[\[/data/data-tools/covid-hub.html\]](/data/data-tools/covid-hub.html)


## More stories



[\[/library/stories/2022/04/less-hunger-in-at-risk-households-during-pandemic-expansion-of-school-meals-program.html\]](/library/stories/2022/04/less-hunger-in-at-risk-households-during-pandemic-expansion-of-school-meals-program.html)



[\[/library/stories/2022/04/national-archives-releases-1950-census-records.html\]](/library/stories/2022/04/national-archives-releases-1950-census-records.html)



[\[/library/stories/2022/04/famous-people-who-first-appeared-in-1950-census-records.html\]](/library/stories/2022/04/famous-people-who-first-appeared-in-1950-census-records.html)



[\[/library/stories/2022/03/mom-and-pop-businesses-key-contributors-to-united-states-economy.html\]](/library/stories/2022/03/mom-and-pop-businesses-key-contributors-to-united-states-economy.html)



[\[/library/stories/2022/03/1950-census-records-window-to-history.html\]](/library/stories/2022/03/1950-census-records-window-to-history.html)



[\[/library/stories/2022/03/deaths-outnumbered-births-in-half-of-states-between-2020-and-2021.html\]](/library/stories/2022/03/deaths-outnumbered-births-in-half-of-states-between-2020-and-2021.html)



[Top](#)

# Subscribe

Our email newsletter is sent out on the day we publish a story. Get an alert directly in your inbox to read, share and blog about our newest stories.

[SIGN UP TODAY \[HTTPS://PUBLIC.GOVDELIVERY.C...](https://public.govdelivery.com)

## About

America Counts tells the stories behind the numbers in a new inviting way. We feature stories on various topics such as families [\[https://www.census.gov/library/stories/all.html/category/Topic/Families\]](https://www.census.gov/library/stories/all.html/category/Topic/Families), housing [\[https://www.census.gov/library/stories/all.html/category/Topic/Housing\]](https://www.census.gov/library/stories/all.html/category/Topic/Housing), employment [\[https://www.census.gov/library/stories/all.html/category/Topic/Employment\]](https://www.census.gov/library/stories/all.html/category/Topic/Employment), business [\[https://www.census.gov/library/stories/all.html/category/Topic/business-economy\]](https://www.census.gov/library/stories/all.html/category/Topic/business-economy), education [\[https://www.census.gov/library/stories/all.html/category/Topic/Education\]](https://www.census.gov/library/stories/all.html/category/Topic/Education), the economy [\[https://www.census.gov/library/stories/all.html/category/Topic/business-economy\]](https://www.census.gov/library/stories/all.html/category/Topic/business-economy), emergency management [\[https://www.census.gov/library/stories/all.html/category/Topic/Government/Emergency-Preparedness\]](https://www.census.gov/library/stories/all.html/category/Topic/Government/Emergency-Preparedness), health [\[https://www.census.gov/library/stories/all.html/category/Topic/Health\]](https://www.census.gov/library/stories/all.html/category/Topic/Health), population [\[https://www.census.gov/library/stories/all.html/category/Topic/ThePopulation\]](https://www.census.gov/library/stories/all.html/category/Topic/ThePopulation), income and poverty [\[https://www.census.gov/library/stories/all.html/category/Topic/Income-Poverty\]](https://www.census.gov/library/stories/all.html/category/Topic/Income-Poverty).

Contact our Public Information Office [\[/newsroom/about.html\]](/newsroom/about.html) for media inquiries or interviews.

## Publications

---

Publication | March 31, 2022 | Tayelor Valerio

### **Childless Older Americans Presentation**

This is an invited presentation given to the Northwest Neighbors Village about the Childless Older Americans: 2018 report.

[\[/library/publications/2022/demo/p70-173-presentation.html\]](/library/publications/2022/demo/p70-173-presentation.html)

---

Publication | March 07, 2022

### **U.S. Trade with Puerto Rico and U.S. Possessions, 2021**

Presents total quantity and value of commodities shipped between the United States, Puerto Rico, and U.S. possessions for the year 2021.

[\[/library/publications/2022/econ/ft895-21.html\]](/library/publications/2022/econ/ft895-21.html)

---

Publication | February 2022 | Jacob Fabina And Zach Scherer

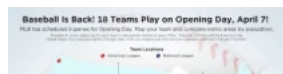
### **Voting and Registration in the Election of November 2020**

This report summarizes and analyzes estimates from the 2020 CPS November Voting Supplement.

[\[/library/publications/2022/demo/p20-585.html\]](/library/publications/2022/demo/p20-585.html)

---

## Infographics



[\[/library/visualizations/2022/comm/mlb-opening-day.html\]](/library/visualizations/2022/comm/mlb-opening-day.html)



[\[/library/visualizations/2022/comm/mens-final-four.html\]](/library/visualizations/2022/comm/mens-final-four.html)



[\[/library/visualizations/2022/comm/womens-final-four.html\]](/library/visualizations/2022/comm/womens-final-four.html)

## Fact Sheets

---

Fact Sheet | January 28, 2022

### **Understanding Disclosure Avoidance-Related Variability 2020 Census**

This research is part of comprehensive efforts after each census to better understand sources of variability—both their scope and potential impact:

[\[/library/fact-sheets/2022/variability.html\]](/library/fact-sheets/2022/variability.html)

---

## America Counts



[\[/library/stories/2022/03/mom-and-pop-businesses-key-contributors-to-united-states-economy.html\]](/library/stories/2022/03/mom-and-pop-businesses-key-contributors-to-united-states-economy.html)

[/library/stories/2022/03/1950-census-records-window-to-history.html]



[/library/stories/2022/03/deaths-outnumbered-births-in-half-of-states-between-2020-and-2021.html]

## Working Papers

Working Paper | April 08, 2022 | Neil Bennett And Michael D. King

### Student Debt and Its Co-Occurrence with Other Types of Debt

This presentation uses a descriptive accounting of student loans and their connection to other types of debt.

[/library/working-papers/2022/demo/SEHSD-WP2022-09.html]

Working Paper | April 07, 2022 | Chanell Washington And Laquitta Walker

### The New Great Migration and Black Marriage Trends in the South

Using data from the ACS, this study examines whether the percentage of college-educated Black adults in southern MSAs is associated with marriage prevalence.

[/library/working-papers/2022/demo/SEHSD-WP2022-07.html]


Working Paper | April 2022 | VICTORIA GREGORY, GUIDO MENZIO, AND DAVID WICZER

### The Alpha Beta Gamma of the Labor Market

We characterize persistent heterogeneity in workers' job transition rates. These types predict cyclical sensitivity and drive macroeconomic dynamic

[/library/working-papers/2022/adrm/CES-WP-22-10.html]

## Videos



[/library/video/2022/1950-census-records.html]



[/library/video/2022/director-santos-remarks-on-1950-census-release.html]



[/library/video/2022/requester-appeals-rights.html]

This story was filed under:

Employment [/library/stories/all.html/category/Topic/Employment]

Income and Poverty [/library/stories/all.html/category/Topic/Income-Poverty]

Population [/library/stories/all.html/category/Topic/ThePopulation]



### Women Making Gains in STEM Occupations but Still Underrepresented

[https://www.census.gov/library/stories/2021/01/women-making-gains-in-stem-occupations-but-still-underrepresented.html]




### Unequally Essential: Women and Gender Pay Gap During COVID-19

[https://www.census.gov/library/stories/2021/03/unequally-essential-women-and-gender-pay-gap-during-covid-19.html]



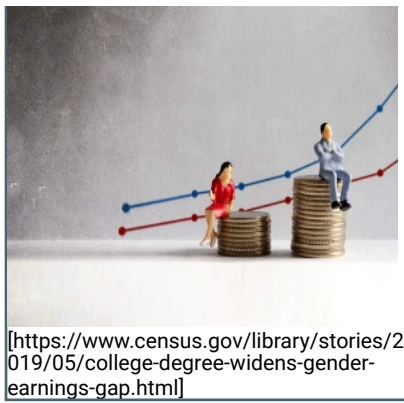
### Women Business Ownership in America On the Rise

[https://www.census.gov/library/stories/2021/03/women-business-ownership-in-america-on-rise.html]



EDUCATION

Top



[<https://www.census.gov/library/stories/2019/05/college-degree-widens-gender-earnings-gap.html>]

*Last Revised: March 1, 2022*