



See our research on: [Abortion](#) | [Russia](#) | [Economy](#) | [COVID-19](#)



# Pew Research Center

Search pewresearch.org...



RESEARCH TOPICS ▾ ALL PUBLICATIONS METHODS SHORT READS TOOLS & RESOURCES EXPERTS ABO

## Religious Landscape Study

RELIGIONS

GEOGRAPHY

TOPICS & QUESTIONS

USER GUIDE

# Views about abortion among Mormons



DEMOGRAPHIC INFORMATION

BELIEFS AND PRACTICES

SOCIAL AND POLITICAL VIEWS

Chart

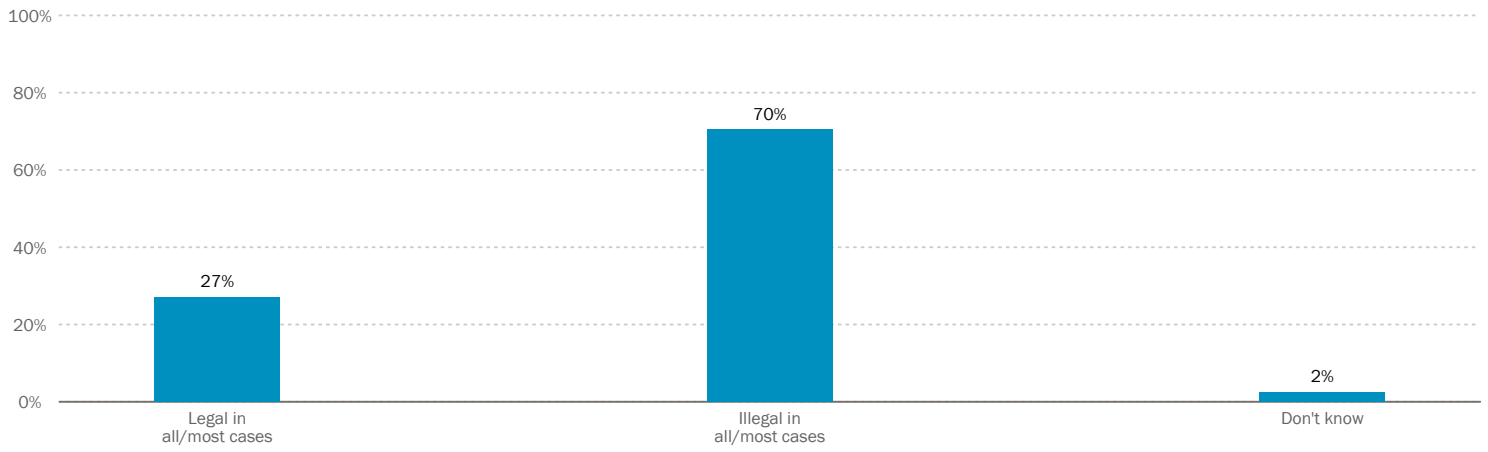
Trends

Table

Share

### Views about abortion among Mormons

*% of Mormons who say abortion should be...*



Sample size = 664. Visit [this table](#) to see approximate margins of error for a group of a given size. For full question wording, see the [survey questionnaire](#).

**LEARN MORE:** [LEGAL IN ALL/MOST CASES](#), [ILLEGAL IN ALL/MOST CASES](#)

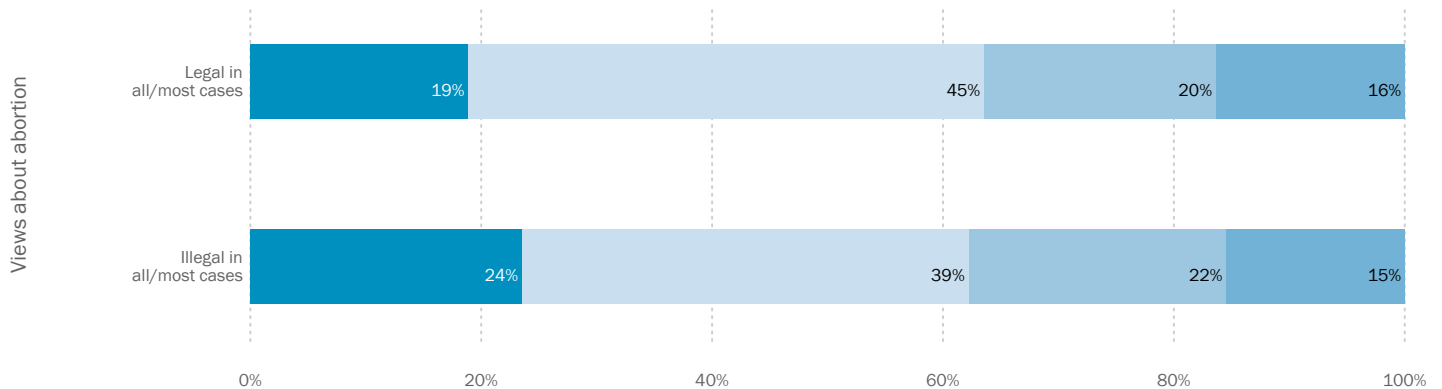
**DEMOGRAPHIC ★ INFORMATION**

Chart
Table
Share

**Age distribution among Mormons by views about abortion**

*% of Mormons who are ages...*

- 18-29
- 30-49
- 50-64
- 65+



Sample sizes and margins of error vary from subgroup to subgroup, from year to year and from state to state. You can see the sample size for the estimates in this chart on rollover or in the last column of the table. And visit [this table](#) to see approximate margins of error for a group of a given size. Readers should always bear in mind the approximate margin of error for the group they are examining when making comparisons with other groups or assessing the significance of trends over time. For full question wording, see the [survey questionnaire](#).

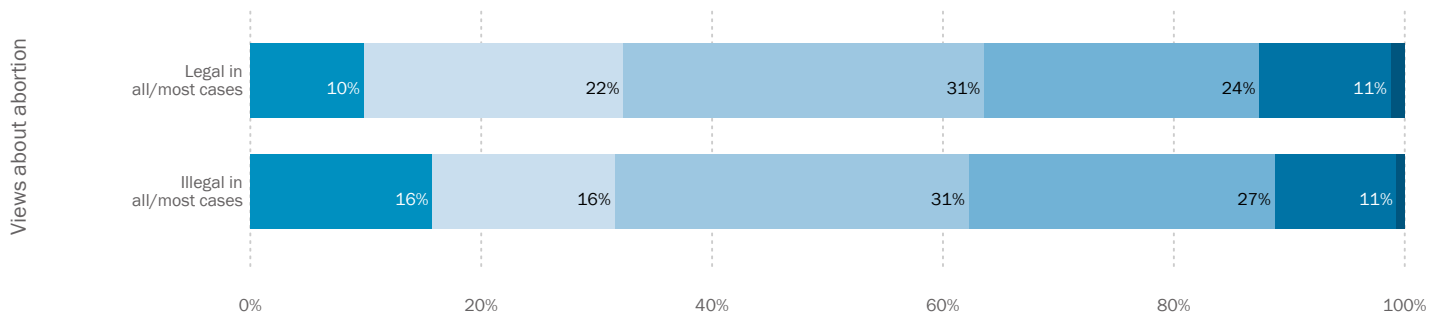
SWITCH DISPLAY TO: [VIEWS ABOUT ABORTION AMONG MORMONS BY AGE GROUP](#)

Chart
Table
Share

### Generational cohort among Mormons by views about abortion

*% of Mormons who are...*

- Younger Millennial
- Older Millennial
- Generation X
- Baby Boomer
- Silent
- Greatest



Sample sizes and margins of error vary from subgroup to subgroup, from year to year and from state to state. You can see the sample size for the estimates in this chart on rollover or in the last column of the table. And visit [this table](#) to see approximate margins of error for a group of a given size. Readers should always bear in mind the approximate margin of error for the group they are examining when making comparisons with other groups or assessing the significance of trends over time. For full question wording, see the [survey questionnaire](#).

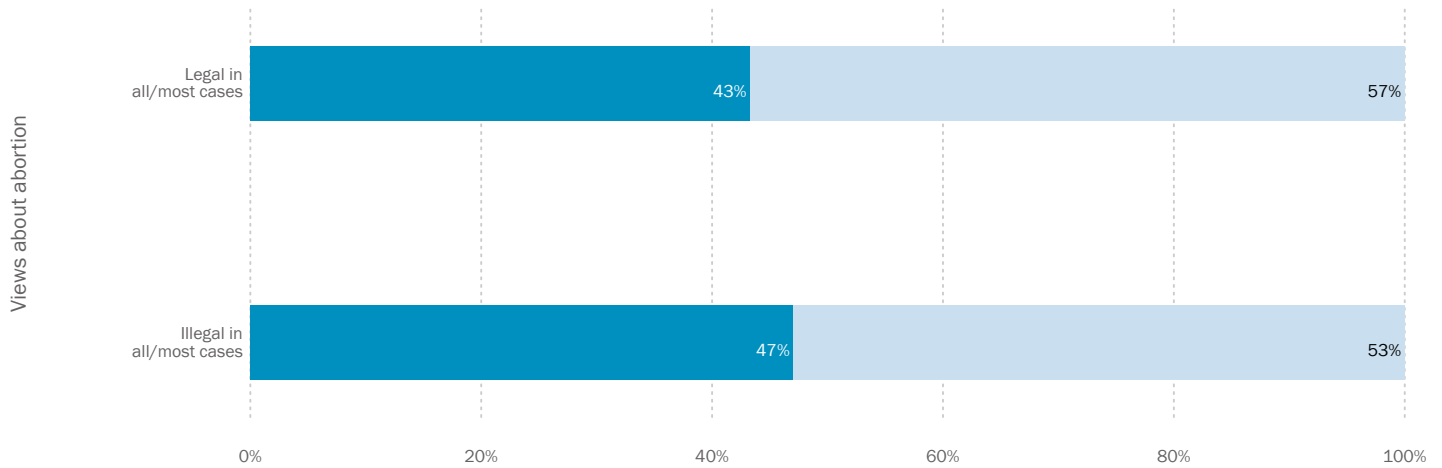
SWITCH DISPLAY TO: [VIEWS ABOUT ABORTION AMONG MORMONS BY GENERATIONAL GROUP](#)

Chart
Table
Share

### Gender composition among Mormons by views about abortion

*% of Mormons who are...*

- Men
- Women



Sample sizes and margins of error vary from subgroup to subgroup, from year to year and from state to state. You can see the sample size for the estimates in this chart on rollover or in the last column of the table. And visit [this table](#) to see approximate margins of error for a group of a given size. Readers should always bear in mind the approximate margin of error for the group they are examining when making comparisons with other groups or assessing the significance of trends over time. For full question wording, see the [survey questionnaire](#).

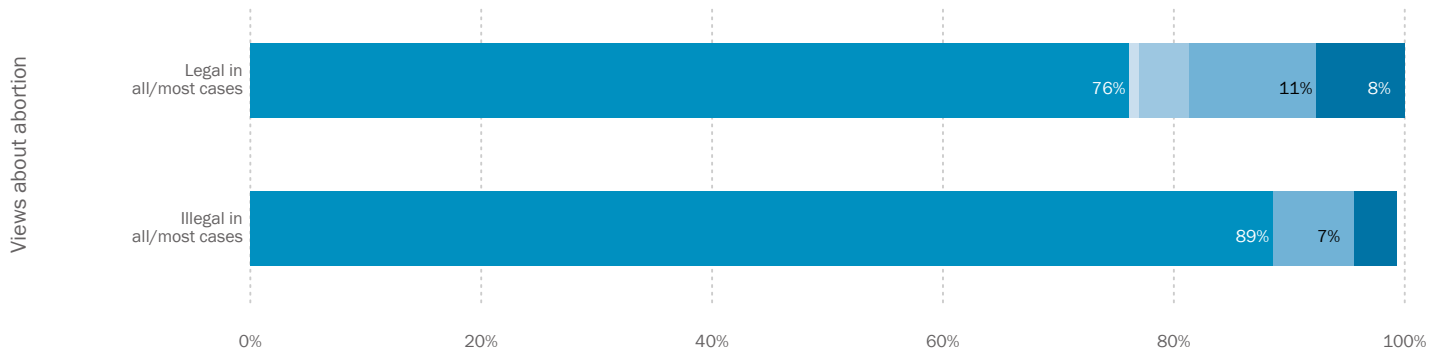
**SWITCH DISPLAY TO:** [VIEWS ABOUT ABORTION AMONG MORMONS BY GENDER](#)

Chart
Table
Share

## Racial and ethnic composition among Mormons by views about abortion

*% of Mormons who identify as...*

- White
- Black
- Asian
- Latino
- Other/Mixed



Sample sizes and margins of error vary from subgroup to subgroup, from year to year and from state to state. You can see the sample size for the estimates in this chart on rollover or in the last column of the table. And visit [this table](#) to see approximate margins of error for a group of a given size. Readers should always bear in mind the approximate margin of error for the group they are examining when making comparisons with other groups or assessing the significance of trends over time. For full question wording, see the [survey questionnaire](#).

**SWITCH DISPLAY TO:** [VIEWS ABOUT ABORTION AMONG MORMONS BY RACE/ETHNICITY](#)

**Chart**

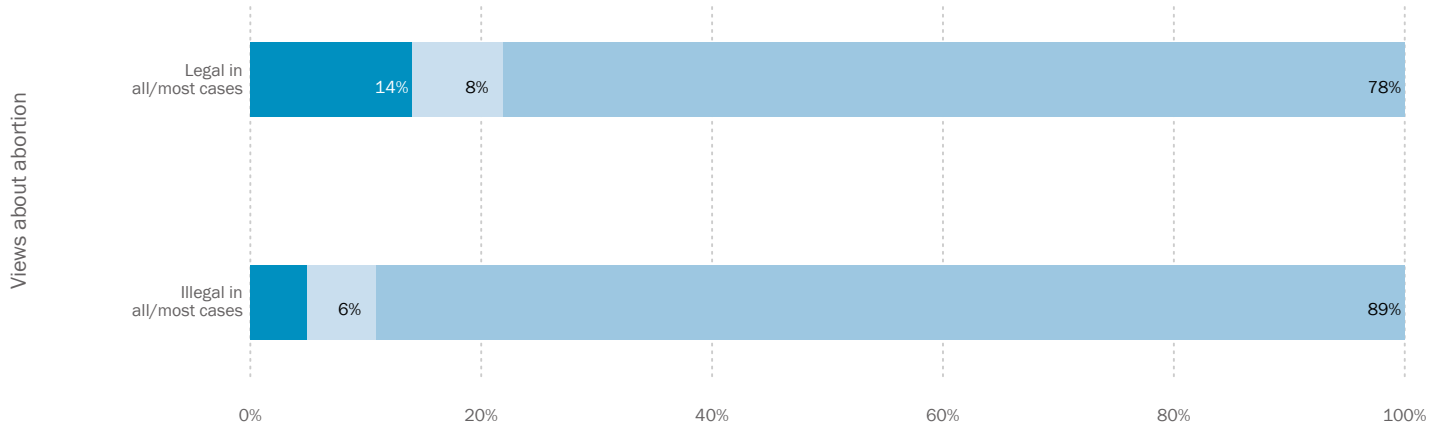
Table

Share

### Immigrant status among Mormons by views about abortion

*% of Mormons who are...*

- Immigrants
- Second generation
- Third generation or higher



Sample sizes and margins of error vary from subgroup to subgroup, from year to year and from state to state. You can see the sample size for the estimates in this chart on rollover or in the last column of the table. And visit [this table](#) to see approximate margins of error for a group of a given size. Readers should always bear in mind the approximate margin of error for the group they are examining when making comparisons with other groups or assessing the significance of trends over time. For full question wording, see the [survey questionnaire](#).

**SWITCH DISPLAY TO:** [VIEWS ABOUT ABORTION AMONG MORMONS BY IMMIGRANT STATUS](#)

**Chart**

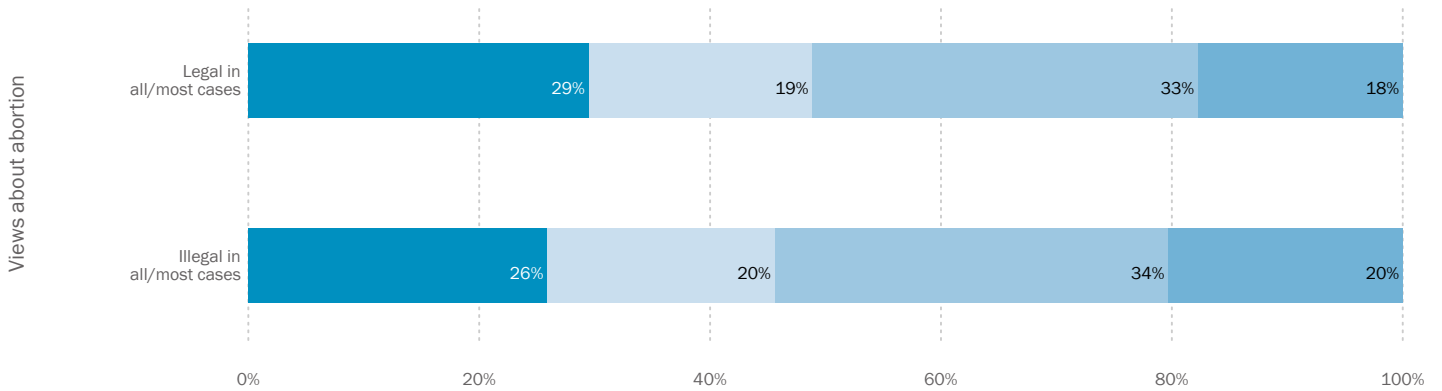
Table

Share

### Income distribution among Mormons by views about abortion

*% of Mormons who have a household income of...*

- Less than \$30,000
- \$30,000-\$49,999
- \$50,000-\$99,999
- \$100,000 or more



Sample sizes and margins of error vary from subgroup to subgroup, from year to year and from state to state. You can see the sample size for the estimates in this chart on rollover or in the last column of the table. And visit [this table](#) to see approximate margins of error for a group of a given size. Readers should always bear in mind the approximate margin of error for the group they are examining when making comparisons with other groups or assessing the significance of trends over time. For full question wording, see the [survey questionnaire](#).

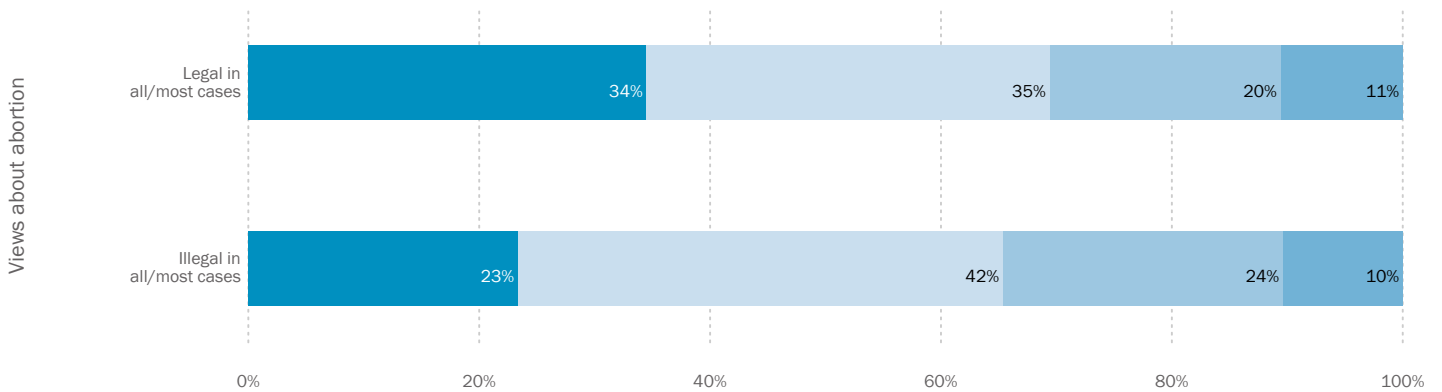
**SWITCH DISPLAY TO:** [VIEWS ABOUT ABORTION AMONG MORMONS BY HOUSEHOLD INCOME](#)

Chart
  Table
  Share

### Educational distribution among Mormons by views about abortion

*% of Mormons who have completed...*

- High school or less
- Some college
- College
- Post-graduate degree



Sample sizes and margins of error vary from subgroup to subgroup, from year to year and from state to state. You can see the sample size for the estimates in this chart on rollover or in the last column of the table. And visit [this table](#) to see approximate margins of error for a group of a given size. Readers should always bear in mind the approximate margin of error for the group they are examining when making comparisons with other groups or assessing the significance of trends over time. For full question wording, see the [survey questionnaire](#).

SWITCH DISPLAY TO: [VIEWS ABOUT ABORTION AMONG MORMONS BY EDUCATIONAL GROUP](#)

Chart

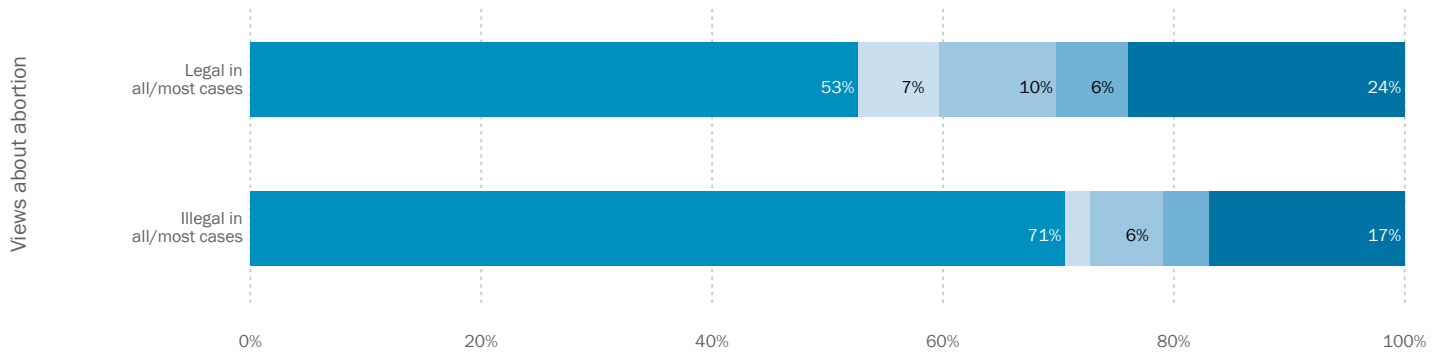
Table

Share

### Marital status among Mormons by views about abortion

% of Mormons who are...

- Married
- Living with a partner
- Divorced/separated
- Widowed
- Never married



Sample sizes and margins of error vary from subgroup to subgroup, from year to year and from state to state. You can see the sample size for the estimates in this chart on rollover or in the last column of the table. And visit [this table](#) to see approximate margins of error for a group of a given size. Readers should always bear in mind the approximate margin of error for the group they are examining when making comparisons with other groups or assessing the significance of trends over time. For full question wording, see the [survey questionnaire](#).

SWITCH DISPLAY TO: [VIEWS ABOUT ABORTION AMONG MORMONS BY MARITAL STATUS](#)

Chart

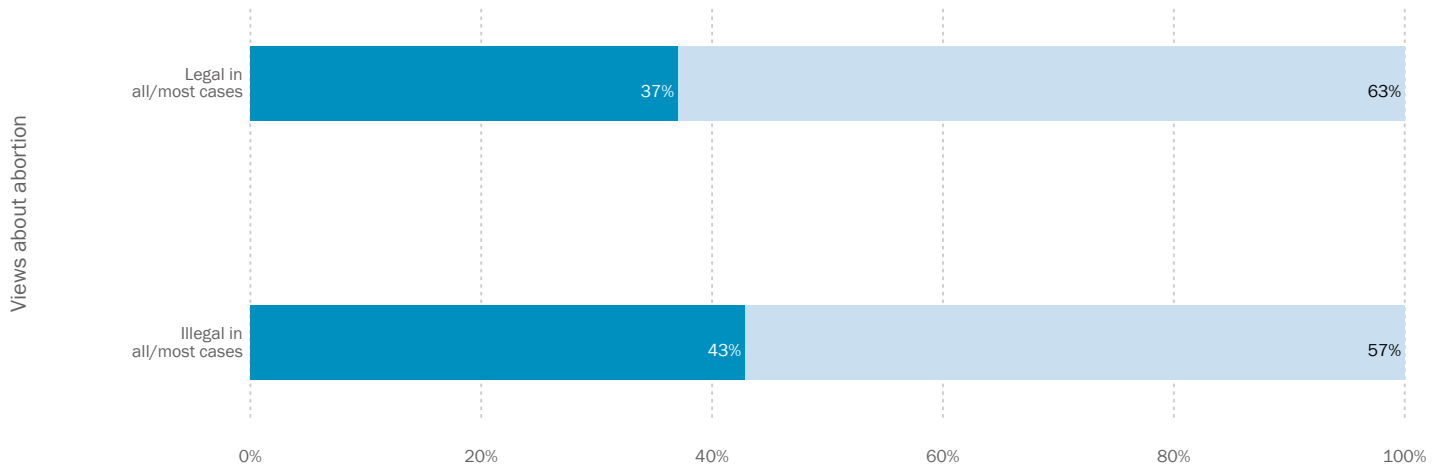
Table

Share

### Parent of children under 18 among Mormons by views about abortion

% of Mormons who are...

- Parents
- Non-parents



Sample sizes and margins of error vary from subgroup to subgroup, from year to year and from state to state. You can see the sample size for the estimates in this chart on rollover or in the last column of the table. And visit [this table](#) to see approximate margins of error for a group of a given size. Readers should always bear in mind the approximate margin of error for the group they are examining when making comparisons with other groups or assessing the significance of trends over time. For full question wording, see the [survey questionnaire](#).

**SWITCH DISPLAY TO:** [VIEWS ABOUT ABORTION AMONG MORMONS BY PARENTAL STATUS](#)

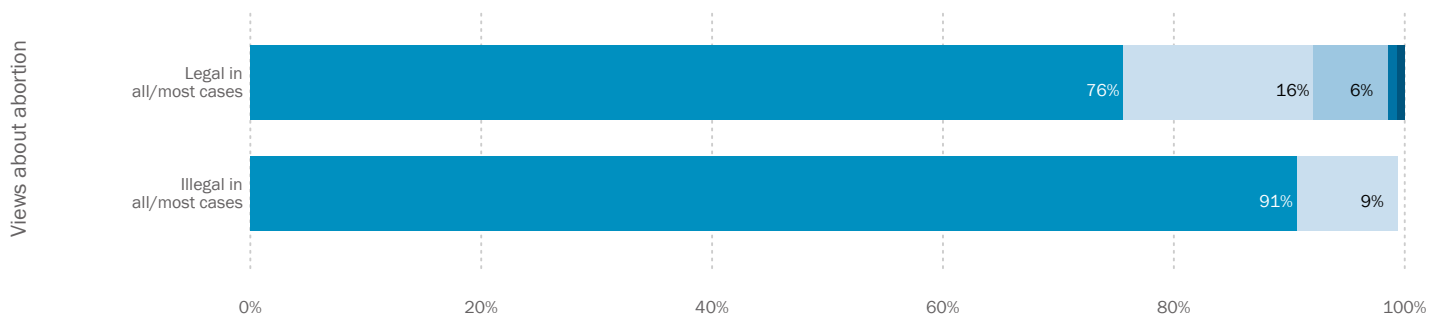
**BELIEFS ★ AND ★ PRACTICES**

Chart
Table
Share

**Belief in God among Mormons by views about abortion**

*% of Mormons who say they...*

- Believe in God; absolutely certain
- Believe in God; fairly certain
- Believe in God; not too/not at all certain
- Believe in God; don't know
- Do not believe in God
- Other/don't know if they believe in God



Sample sizes and margins of error vary from subgroup to subgroup, from year to year and from state to state. You can see the sample size for the estimates in this chart on rollover or in the last column of the table. And visit [this table](#) to see approximate margins of error for a group of a given size.



Readers should always bear in mind the approximate margin of error for the group they are examining when making comparisons with other groups or assessing the significance of trends over time. For full question wording, see the [survey questionnaire](#).

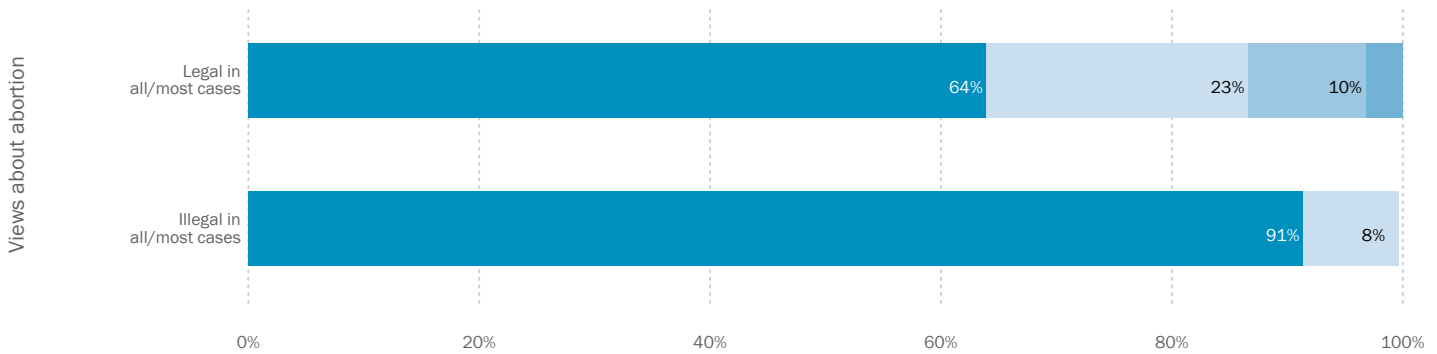
SWITCH DISPLAY TO: [VIEWS ABOUT ABORTION AMONG MORMONS BY BELIEF IN GOD](#)

Chart
Table
Share

### Importance of religion in one's life among Mormons by views about abortion

*% of Mormons who say religion is...*

- Very important
- Somewhat important
- Not too important
- Not at all important
- Don't know



Sample sizes and margins of error vary from subgroup to subgroup, from year to year and from state to state. You can see the sample size for the estimates in this chart on rollover or in the last column of the table. And visit [this table](#) to see approximate margins of error for a group of a given size. Readers should always bear in mind the approximate margin of error for the group they are examining when making comparisons with other groups or assessing the significance of trends over time. For full question wording, see the [survey questionnaire](#).

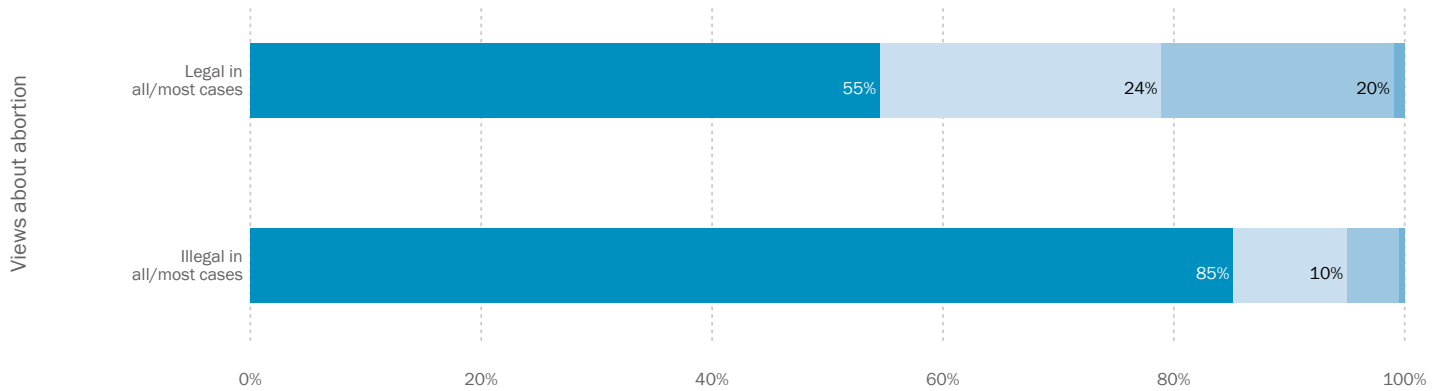
SWITCH DISPLAY TO: [VIEWS ABOUT ABORTION AMONG MORMONS BY IMPORTANCE OF RELIGION](#)

Chart
Table
Share

### Attendance at religious services among Mormons by views about abortion

*% of Mormons who attend religious services...*

- At least once a week
- Once or twice a month/a few times a year
- Seldom/never
- Don't know



Sample sizes and margins of error vary from subgroup to subgroup, from year to year and from state to state. You can see the sample size for the estimates in this chart on rollover or in the last column of the table. And visit [this table](#) to see approximate margins of error for a group of a given size. Readers should always bear in mind the approximate margin of error for the group they are examining when making comparisons with other groups or assessing the significance of trends over time. For full question wording, see the [survey questionnaire](#).

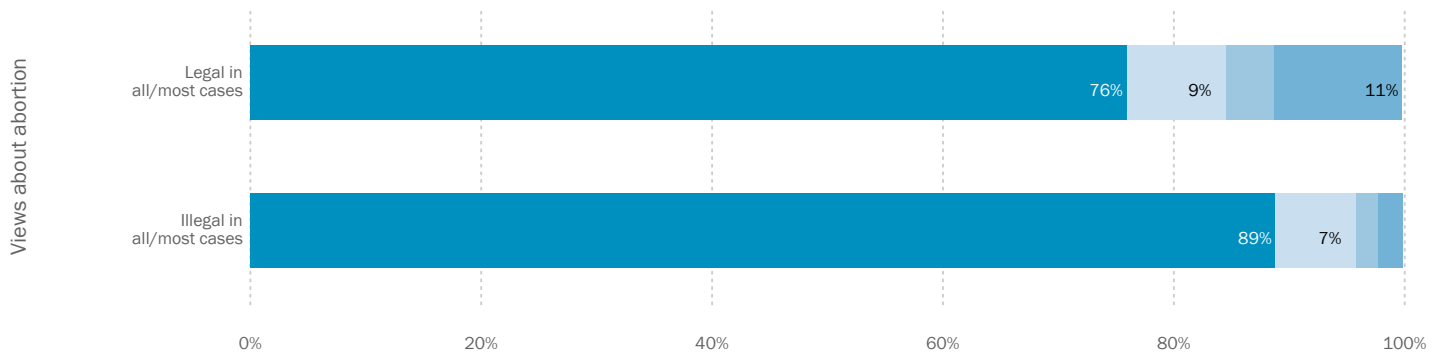
**SWITCH DISPLAY TO:** [VIEWS ABOUT ABORTION AMONG MORMONS BY RELIGIOUS ATTENDANCE](#)

Chart
Table
Share

### Frequency of prayer among Mormons by views about abortion

*% of Mormons who pray...*

- At least daily
- Weekly
- Monthly
- Seldom/never
- Don't know



Sample sizes and margins of error vary from subgroup to subgroup, from year to year and from state to state. You can see the sample size for the estimates in this chart on rollover or in the last column of the table. And visit [this table](#) to see approximate margins of error for a group of a given size. Readers should always bear in mind the approximate margin of error for the group they are examining when making comparisons with other groups or assessing the significance of trends over time. For full question wording, see the [survey questionnaire](#).

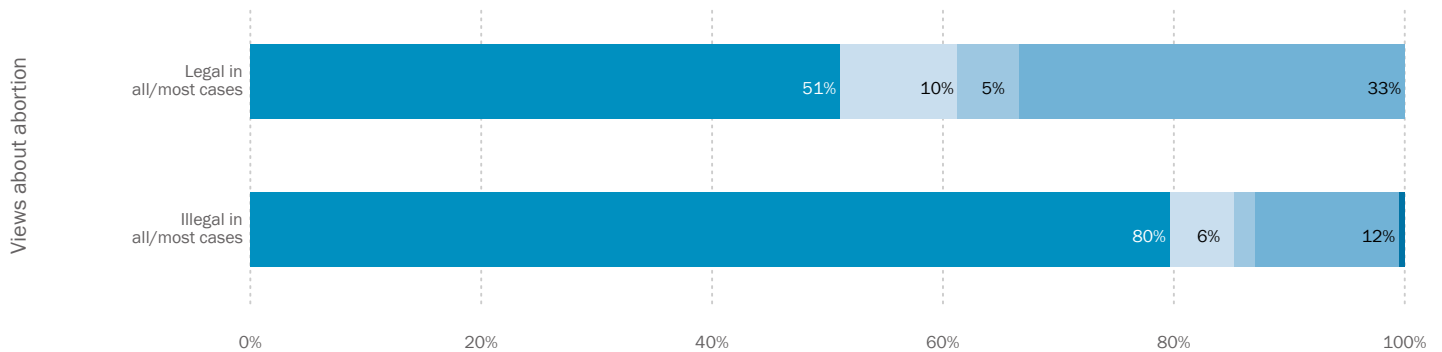
SWITCH DISPLAY TO: [VIEWS ABOUT ABORTION AMONG MORMONS BY FREQUENCY OF PRAYER](#)

Chart Table Share

### Frequency of participation in prayer, scripture study or religious education groups among Mormons by views about abortion

% of Mormons who attend prayer group...

- At least once a week
- Once or twice a month
- Several times a year
- Seldom/never
- Don't know



Sample sizes and margins of error vary from subgroup to subgroup, from year to year and from state to state. You can see the sample size for the estimates in this chart on rollover or in the last column of the table. And visit [this table](#) to see approximate margins of error for a group of a given size. Readers should always bear in mind the approximate margin of error for the group they are examining when making comparisons with other groups or assessing the significance of trends over time. For full question wording, see the [survey questionnaire](#).

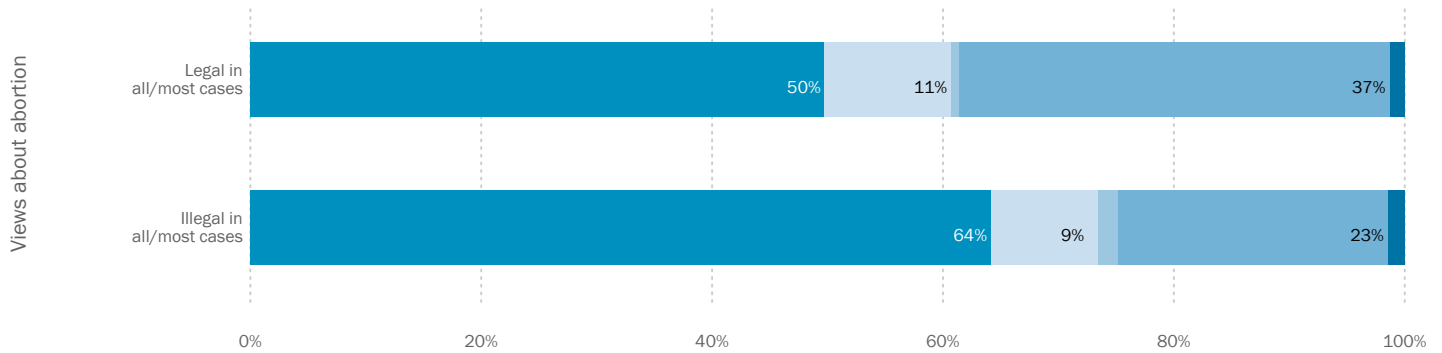
SWITCH DISPLAY TO: [VIEWS ABOUT ABORTION AMONG MORMONS BY ATTENDANCE AT PRAYER GROUPS](#)

Chart Table Share

### Frequency of meditation among Mormons by views about abortion

% of Mormons who meditate...

- At least once a week
- Once or twice a month
- Several times a year
- Seldom/never
- Don't know



Sample sizes and margins of error vary from subgroup to subgroup, from year to year and from state to state. You can see the sample size for the estimates in this chart on rollover or in the last column of the table. And visit [this table](#) to see approximate margins of error for a group of a given size. Readers should always bear in mind the approximate margin of error for the group they are examining when making comparisons with other groups or assessing the significance of trends over time. For full question wording, see the [survey questionnaire](#).

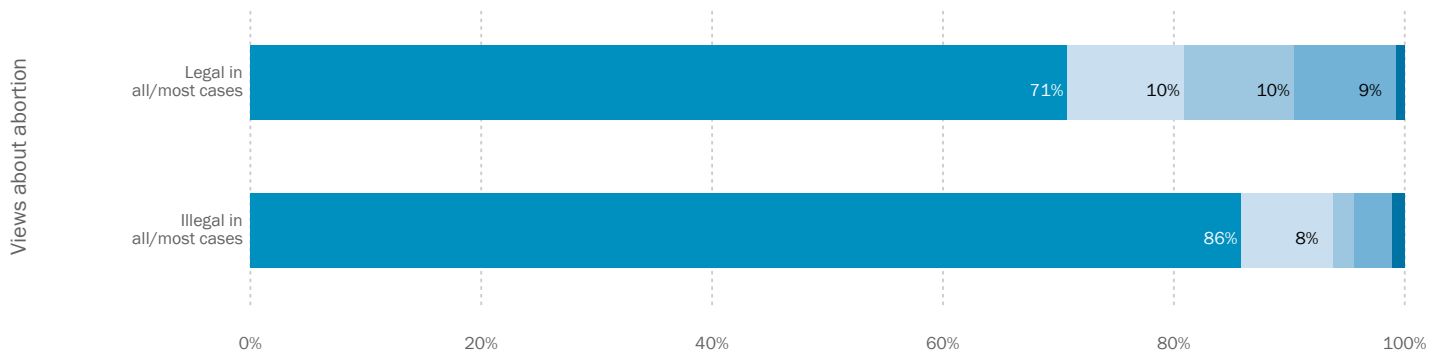
**SWITCH DISPLAY TO:** [VIEWS ABOUT ABORTION AMONG MORMONS BY FREQUENCY OF MEDITATION](#)

Chart
Table
Share

## Frequency of feeling spiritual peace and wellbeing among Mormons by views about abortion

*% of Mormons who feel a sense of spiritual peace and wellbeing...*

- At least once a week
- Once or twice a month
- Several times a year
- Seldom/never
- Don't know



Sample sizes and margins of error vary from subgroup to subgroup, from year to year and from state to state. You can see the sample size for the estimates in this chart on rollover or in the last column of the table. And visit [this table](#) to see approximate margins of error for a group of a given size. Readers should always bear in mind the approximate margin of error for the group they are examining when making comparisons with other groups or assessing the significance of trends over time. For full question wording, see the [survey questionnaire](#).

**SWITCH DISPLAY TO:** [VIEWS ABOUT ABORTION AMONG MORMONS BY FREQUENCY OF FEELINGS OF SPIRITUAL WELLBEING](#)

**Chart**

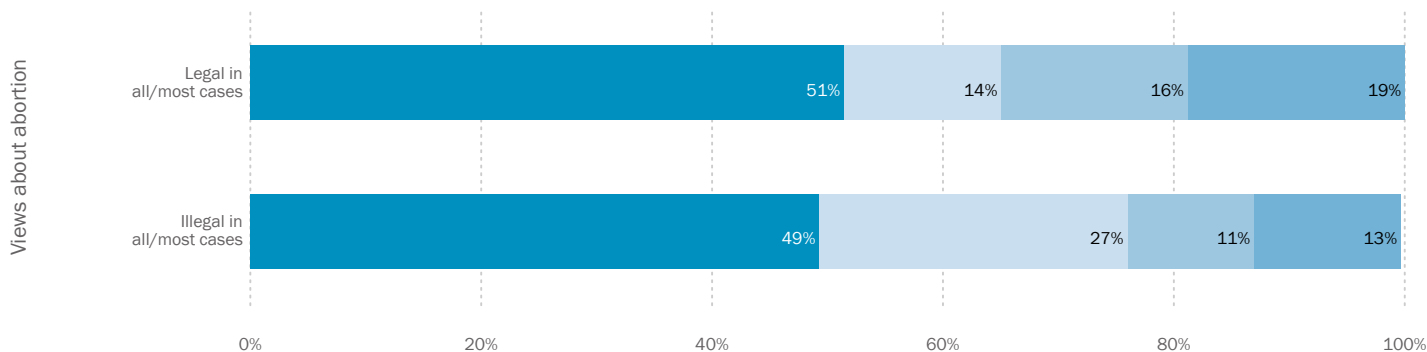
Table

Share

### Frequency of feeling wonder about the universe among Mormons by views about abortion

*% of Mormons who feel a sense of wonder about the universe...*

- At least once a week
- Once or twice a month
- Several times a year
- Seldom/never
- Don't know



Sample sizes and margins of error vary from subgroup to subgroup, from year to year and from state to state. You can see the sample size for the estimates in this chart on rollover or in the last column of the table. And visit [this table](#) to see approximate margins of error for a group of a given size. Readers should always bear in mind the approximate margin of error for the group they are examining when making comparisons with other groups or assessing the significance of trends over time. For full question wording, see the [survey questionnaire](#).

**SWITCH DISPLAY TO:** [VIEWS ABOUT ABORTION AMONG MORMONS BY FREQUENCY FEELING A SENSE OF WONDER ABOUT THE UNIVERSE](#)

**Chart**

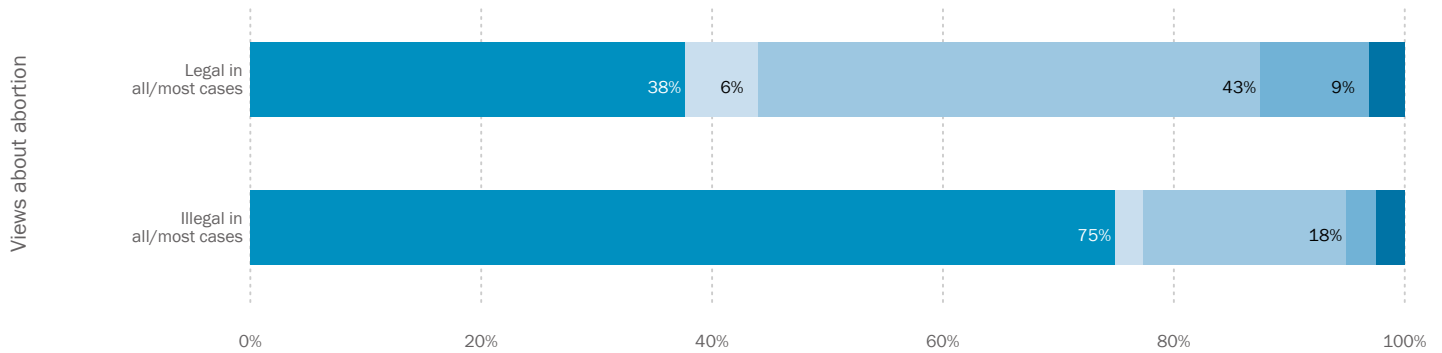
Table

Share

### Sources of guidance on right and wrong among Mormons by views about abortion

*% of Mormons who say they look to...most for guidance on right and wrong*

- Religion
- Philosophy/reason
- Common sense
- Science
- Don't know



Sample sizes and margins of error vary from subgroup to subgroup, from year to year and from state to state. You can see the sample size for the estimates in this chart on rollover or in the last column of the table. And visit [this table](#) to see approximate margins of error for a group of a given size. Readers should always bear in mind the approximate margin of error for the group they are examining when making comparisons with other groups or assessing the significance of trends over time. For full question wording, see the [survey questionnaire](#).

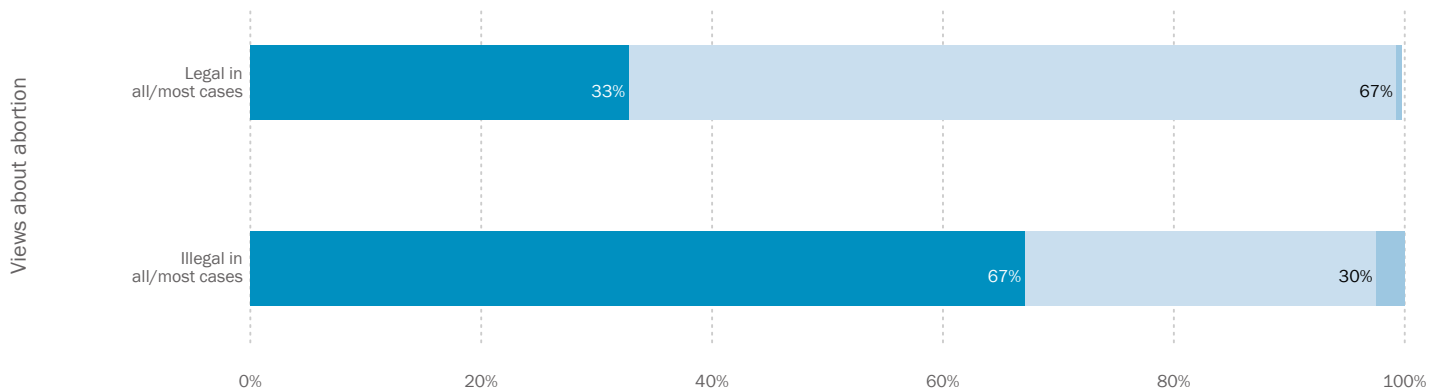
**SWITCH DISPLAY TO:** [VIEWS ABOUT ABORTION AMONG MORMONS BY SOURCES OF GUIDANCE ON RIGHT AND WRONG](#)

Chart
Table
Share

## Belief in absolute standards for right and wrong among Mormons by views about abortion

*% of Mormons who say...*

- There are clear standards for what is right and wrong
- Right or wrong depends on the situation
- Neither/both equally
- Don't know



Sample sizes and margins of error vary from subgroup to subgroup, from year to year and from state to state. You can see the sample size for the estimates in this chart on rollover or in the last column of the table. And visit [this table](#) to see approximate margins of error for a group of a given size. Readers should always bear in mind the approximate margin of error for the group they are examining when making comparisons with other groups or assessing the significance of trends over time. For full question wording, see the [survey questionnaire](#).

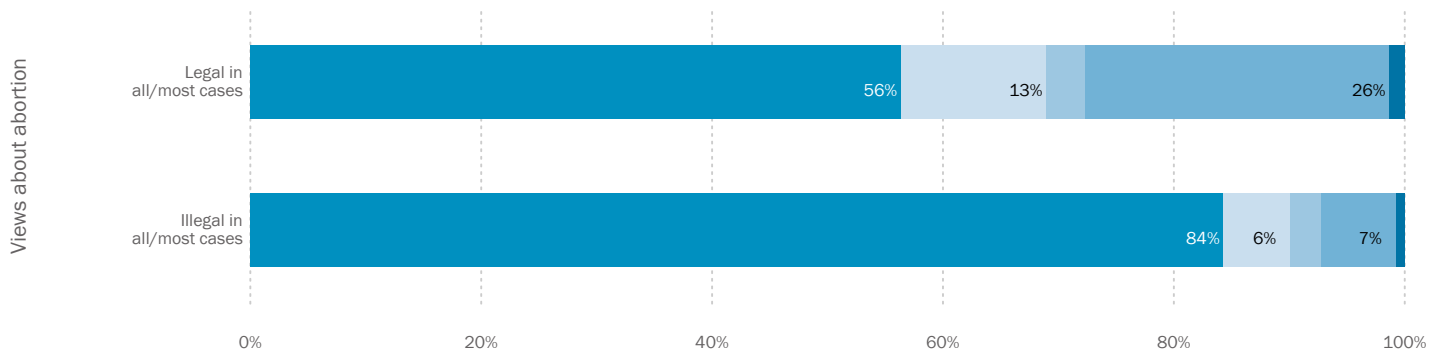
**SWITCH DISPLAY TO:** [VIEWS ABOUT ABORTION AMONG MORMONS BY BELIEF IN EXISTENCE OF STANDARDS FOR RIGHT AND WRONG](#)

**Chart**   Table   Share

### Frequency of reading scripture among Mormons by views about abortion

*% of Mormons who read scripture...*

- At least once a week
- Once or twice a month
- Several times a year
- Seldom/never
- Don't know



Sample sizes and margins of error vary from subgroup to subgroup, from year to year and from state to state. You can see the sample size for the estimates in this chart on rollover or in the last column of the table. And visit [this table](#) to see approximate margins of error for a group of a given size. Readers should always bear in mind the approximate margin of error for the group they are examining when making comparisons with other groups or assessing the significance of trends over time. For full question wording, see the [survey questionnaire](#).

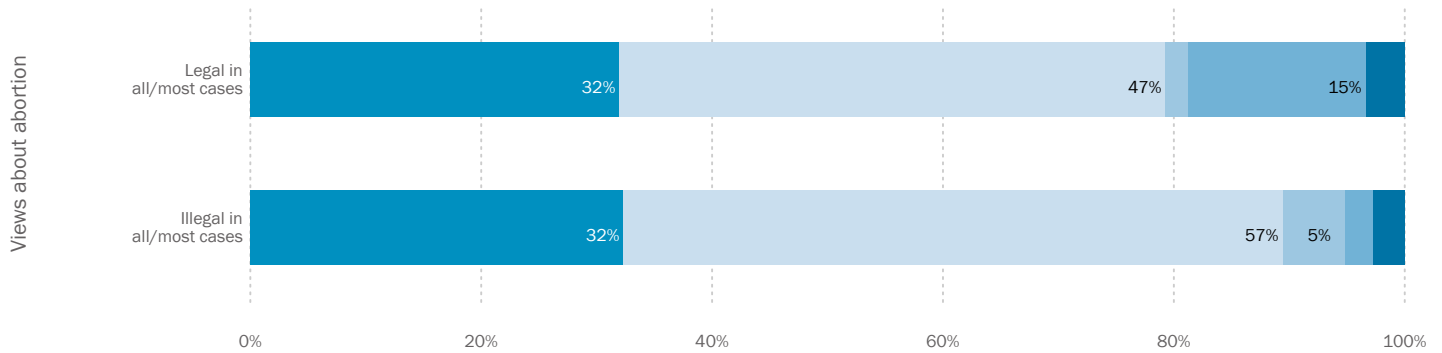
**SWITCH DISPLAY TO:** [VIEWS ABOUT ABORTION AMONG MORMONS BY FREQUENCY OF READING SCRIPTURE](#)

**Chart**   Table   Share

### Interpreting scripture among Mormons by views about abortion

*% of Mormons who say the holy scripture is...*

- Word of God; should be taken literally
- Word of God; not everything taken literally
- Word of God; other/don't know
- Not the word of God
- Other/don't know



Sample sizes and margins of error vary from subgroup to subgroup, from year to year and from state to state. You can see the sample size for the estimates in this chart on rollover or in the last column of the table. And visit [this table](#) to see approximate margins of error for a group of a given size. Readers should always bear in mind the approximate margin of error for the group they are examining when making comparisons with other groups or assessing the significance of trends over time. For full question wording, see the [survey questionnaire](#).

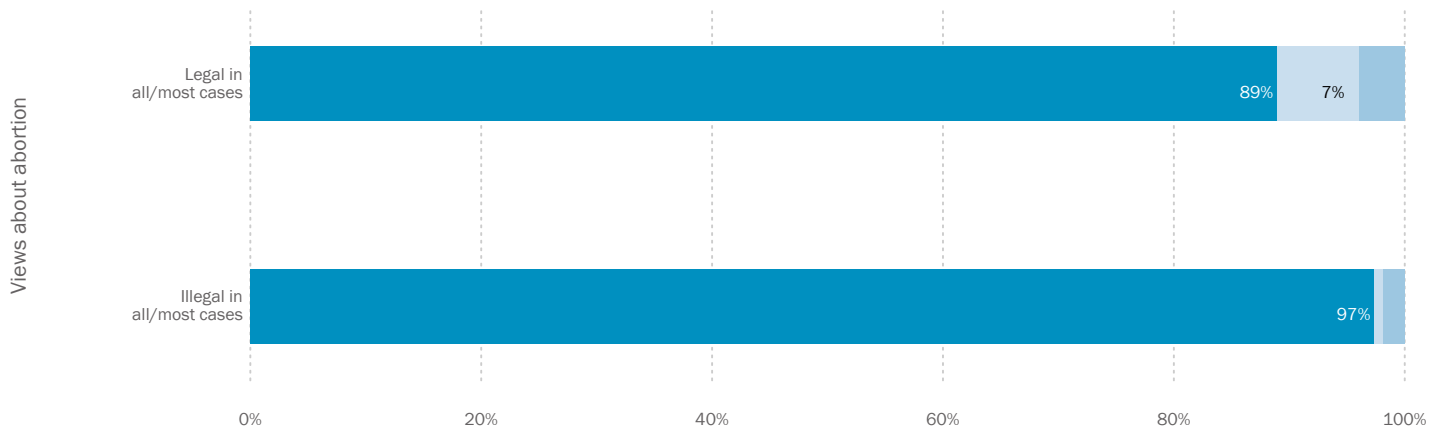
**SWITCH DISPLAY TO:** [VIEWS ABOUT ABORTION AMONG MORMONS BY INTERPRETATION OF SCRIPTURE](#)

**Chart**    Table    Share

### Belief in Heaven among Mormons by views about abortion

*% of Mormons who ...in heaven*

- Believe
- Don't believe
- Other/don't know



Sample sizes and margins of error vary from subgroup to subgroup, from year to year and from state to state. You can see the sample size for the estimates in this chart on rollover or in the last column of the table. And visit [this table](#) to see approximate margins of error for a group of a given size. Readers should always bear in mind the approximate margin of error for the group they are examining when making comparisons with other groups or assessing the significance of trends over time. For full question wording, see the [survey questionnaire](#).



SWITCH DISPLAY TO: [VIEWS ABOUT ABORTION AMONG MORMONS BY BELIEF IN HEAVEN](#)

Chart

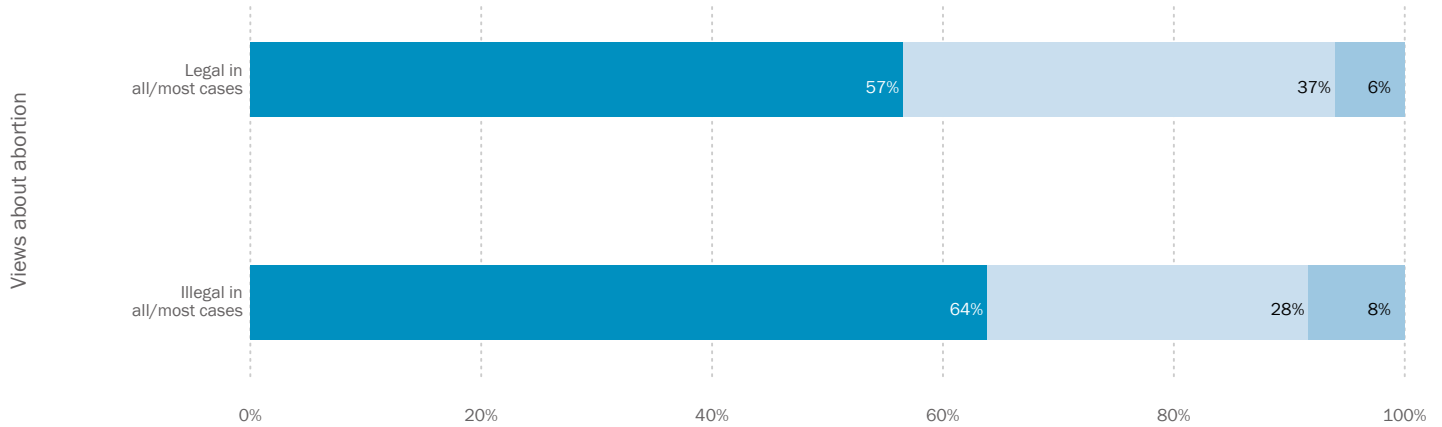
Table

Share

### Belief in Hell among Mormons by views about abortion

% of Mormons who ...in hell

- Believe
- Don't believe
- Other/don't know



Sample sizes and margins of error vary from subgroup to subgroup, from year to year and from state to state. You can see the sample size for the estimates in this chart on rollover or in the last column of the table. And visit [this table](#) to see approximate margins of error for a group of a given size. Readers should always bear in mind the approximate margin of error for the group they are examining when making comparisons with other groups or assessing the significance of trends over time. For full question wording, see the [survey questionnaire](#).

SWITCH DISPLAY TO: [VIEWS ABOUT ABORTION AMONG MORMONS BY BELIEF IN HELL](#)

### SOCIAL ★ AND ★ POLITICAL ★ VIEWS

Chart

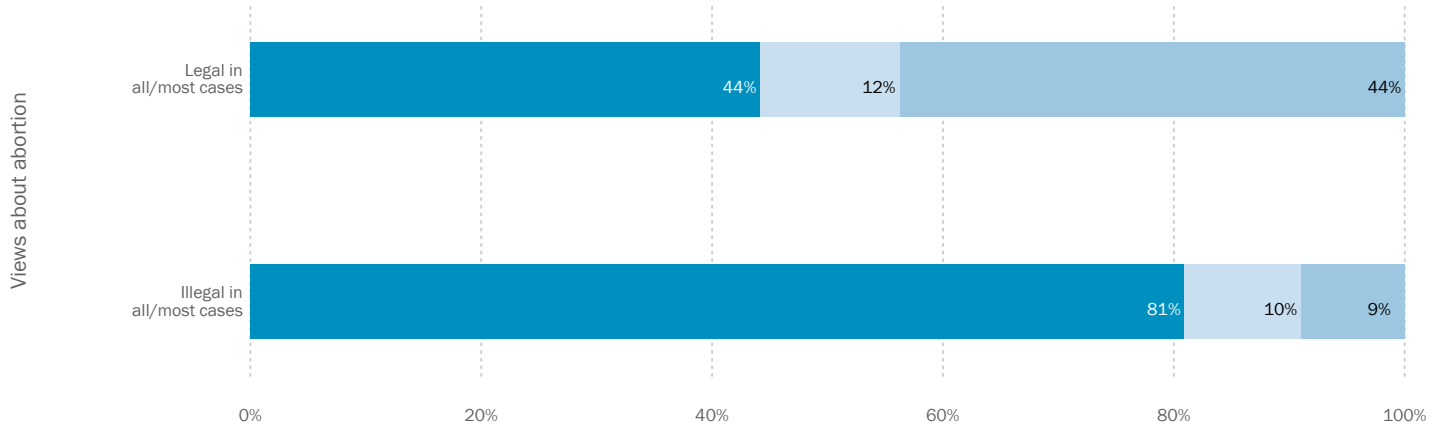
Table

Share

### Party affiliation among Mormons by views about abortion

% of Mormons who identify as...

- Republican/lean Rep.
- No lean
- Democrat/lean Dem.



Sample sizes and margins of error vary from subgroup to subgroup, from year to year and from state to state. You can see the sample size for the estimates in this chart on rollover or in the last column of the table. And visit [this table](#) to see approximate margins of error for a group of a given size. Readers should always bear in mind the approximate margin of error for the group they are examining when making comparisons with other groups or assessing the significance of trends over time. For full question wording, see the [survey questionnaire](#).

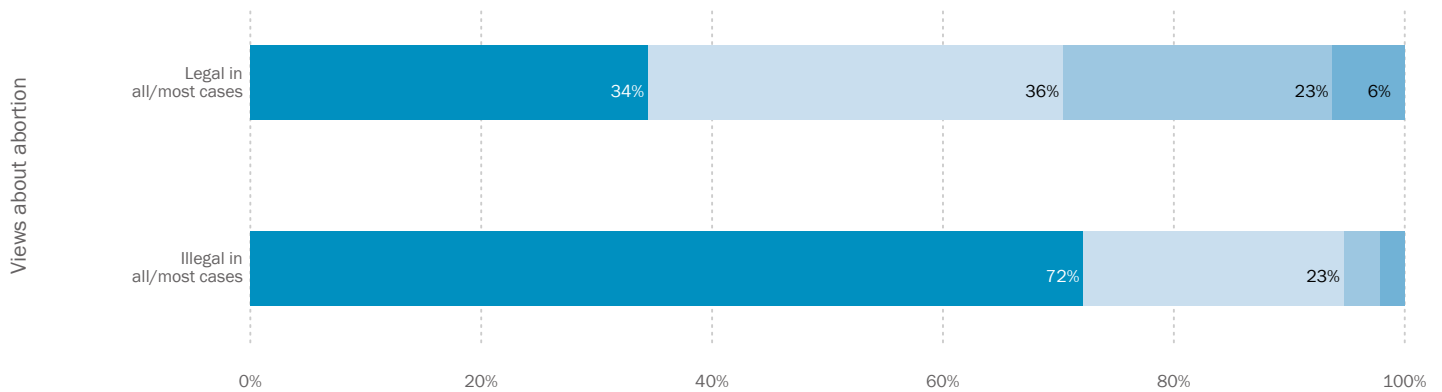
**SWITCH DISPLAY TO:** [VIEWS ABOUT ABORTION AMONG MORMONS BY POLITICAL PARTY](#)

Chart
Table
Share

### Political ideology among Mormons by views about abortion

*% of Mormons who are...*

- Conservative
- Moderate
- Liberal
- Don't know



Sample sizes and margins of error vary from subgroup to subgroup, from year to year and from state to state. You can see the sample size for the estimates in this chart on rollover or in the last column of the table. And visit [this table](#) to see approximate margins of error for a group of a given size. Readers should always bear in mind the approximate margin of error for the group they are examining when making comparisons with other groups or assessing the significance of trends over time. For full question wording, see the [survey questionnaire](#).

**SWITCH DISPLAY TO:** [VIEWS ABOUT ABORTION AMONG MORMONS BY POLITICAL IDEOLOGY](#)

**Chart**

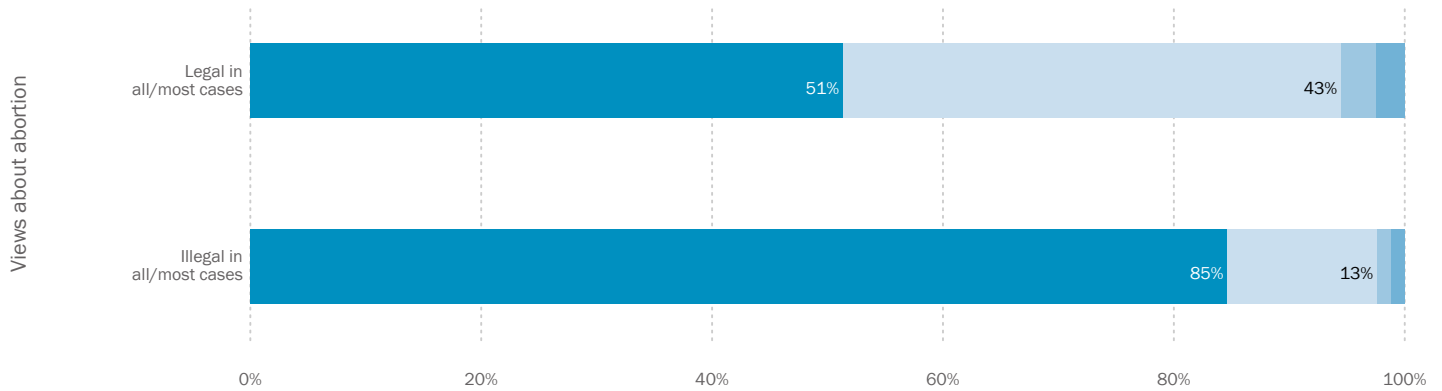
Table

Share

### Views about size of government among Mormons by views about abortion

*% of Mormons who would rather have...*

- Smaller government; fewer services
- Bigger government; more services
- Depends
- Don't know



Sample sizes and margins of error vary from subgroup to subgroup, from year to year and from state to state. You can see the sample size for the estimates in this chart on rollover or in the last column of the table. And visit [this table](#) to see approximate margins of error for a group of a given size. Readers should always bear in mind the approximate margin of error for the group they are examining when making comparisons with other groups or assessing the significance of trends over time. For full question wording, see the [survey questionnaire](#).

**SWITCH DISPLAY TO:** [VIEWS ABOUT ABORTION AMONG MORMONS BY VIEWS ABOUT SIZE OF GOVERNMENT](#)

**Chart**

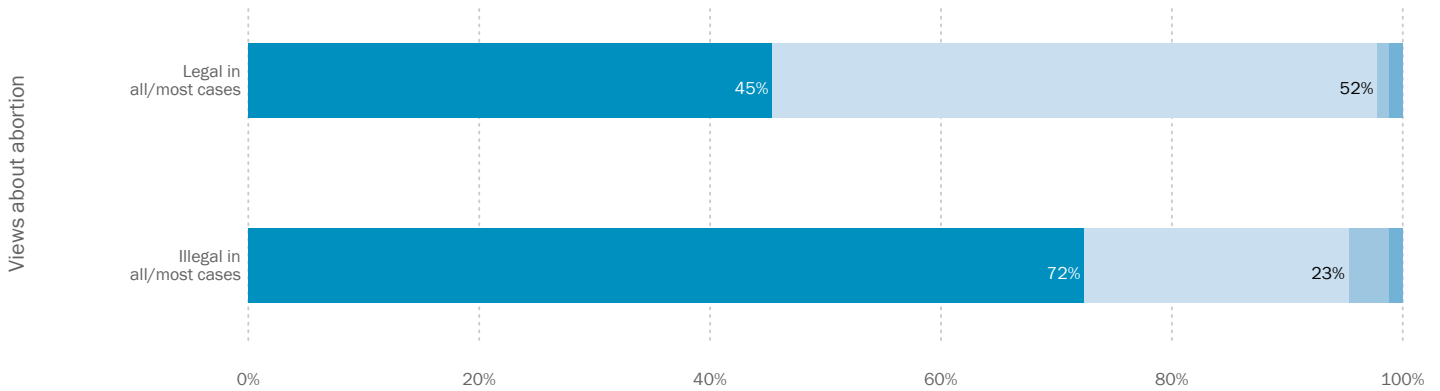
Table

Share

### Views about government aid to the poor among Mormons by views about abortion

*% of Mormons who say government aid to the poor...*

- Does more harm than good
- Does more good than harm
- Neither/both equally
- Don't know



Sample sizes and margins of error vary from subgroup to subgroup, from year to year and from state to state. You can see the sample size for the estimates in this chart on rollover or in the last column of the table. And visit [this table](#) to see approximate margins of error for a group of a given size. Readers should always bear in mind the approximate margin of error for the group they are examining when making comparisons with other groups or assessing the significance of trends over time. For full question wording, see the [survey questionnaire](#).

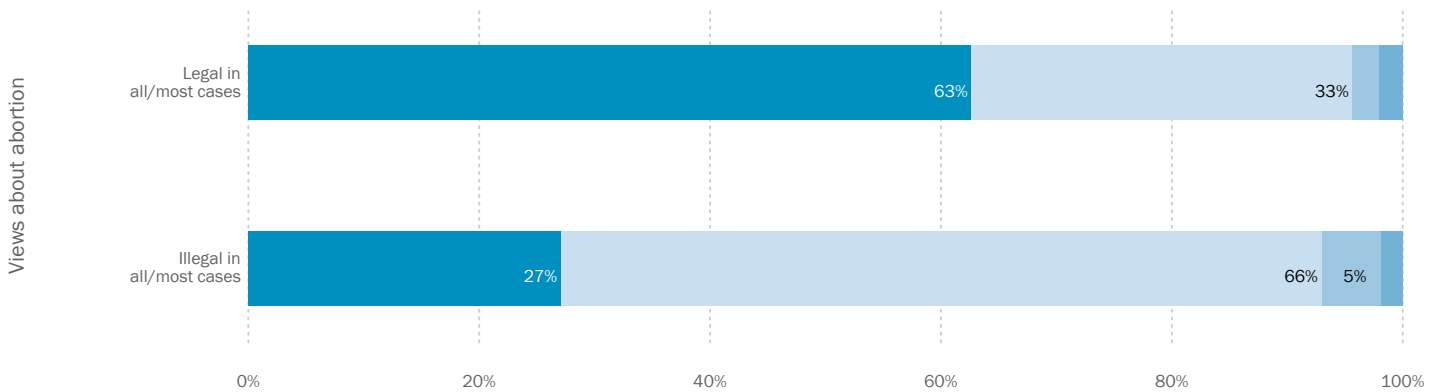
**SWITCH DISPLAY TO:** [VIEWS ABOUT ABORTION AMONG MORMONS BY VIEWS ABOUT GOVERNMENT AID TO THE POOR](#)

Chart
Table
Share

## Views about homosexuality among Mormons by views about abortion

*% of Mormons who say homosexuality...*

- Should be accepted
- Should be discouraged
- Neither/both equally
- Don't know



Sample sizes and margins of error vary from subgroup to subgroup, from year to year and from state to state. You can see the sample size for the estimates in this chart on rollover or in the last column of the table. And visit [this table](#) to see approximate margins of error for a group of a given size. Readers should always bear in mind the approximate margin of error for the group they are examining when making comparisons with other groups or assessing the significance of trends over time. For full question wording, see the [survey questionnaire](#).

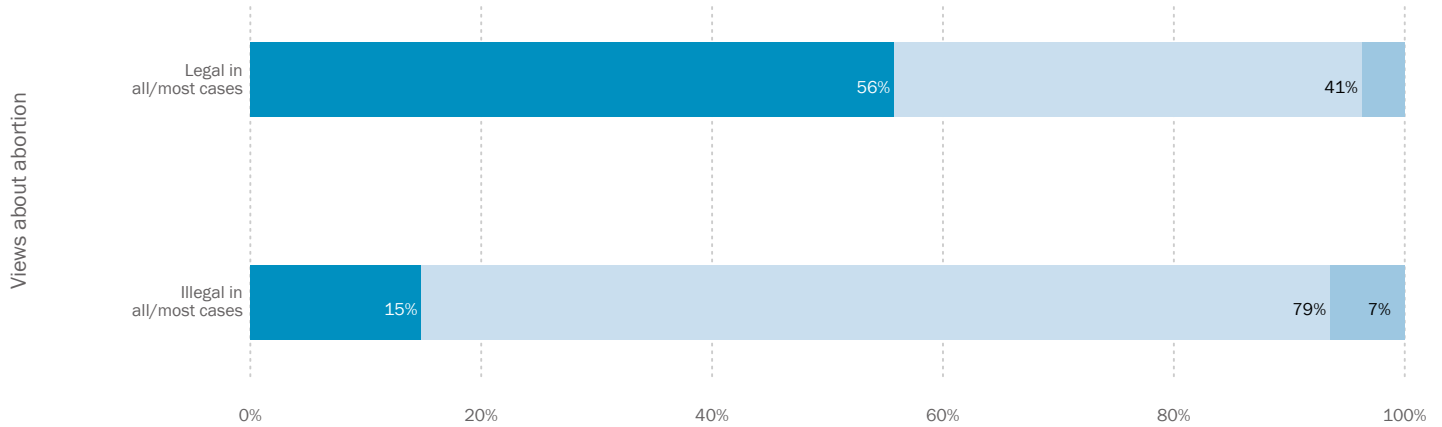
SWITCH DISPLAY TO: [VIEWS ABOUT ABORTION AMONG MORMONS BY VIEWS ABOUT HOMOSEXUALITY](#)

- Chart**
- Table
- Share

### Views about same-sex marriage among Mormons by views about abortion

*% of Mormons who ...same-sex marriage*

- Strongly favor/favor
- Oppose/strongly oppose
- Don't know



Sample sizes and margins of error vary from subgroup to subgroup, from year to year and from state to state. You can see the sample size for the estimates in this chart on rollover or in the last column of the table. And visit [this table](#) to see approximate margins of error for a group of a given size. Readers should always bear in mind the approximate margin of error for the group they are examining when making comparisons with other groups or assessing the significance of trends over time. For full question wording, see the [survey questionnaire](#).

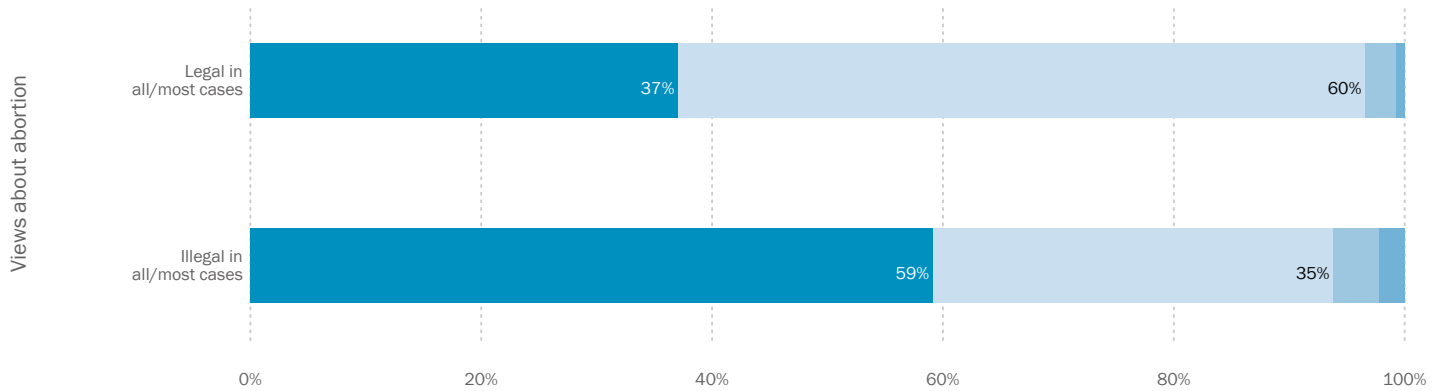
SWITCH DISPLAY TO: [VIEWS ABOUT ABORTION AMONG MORMONS BY VIEWS ABOUT SAME-SEX MARRIAGE](#)

- Chart**
- Table
- Share

### Views about environmental regulation among Mormons by views about abortion

*% of Mormons who say...*

- Stricter environmental laws and regulations cost too many jobs and hurt the economy
- Stricter environmental laws and regulations are worth the cost
- Neither/both equally
- Don't know



Sample sizes and margins of error vary from subgroup to subgroup, from year to year and from state to state. You can see the sample size for the estimates in this chart on rollover or in the last column of the table. And visit [this table](#) to see approximate margins of error for a group of a given size. Readers should always bear in mind the approximate margin of error for the group they are examining when making comparisons with other groups or assessing the significance of trends over time. For full question wording, see the [survey questionnaire](#).

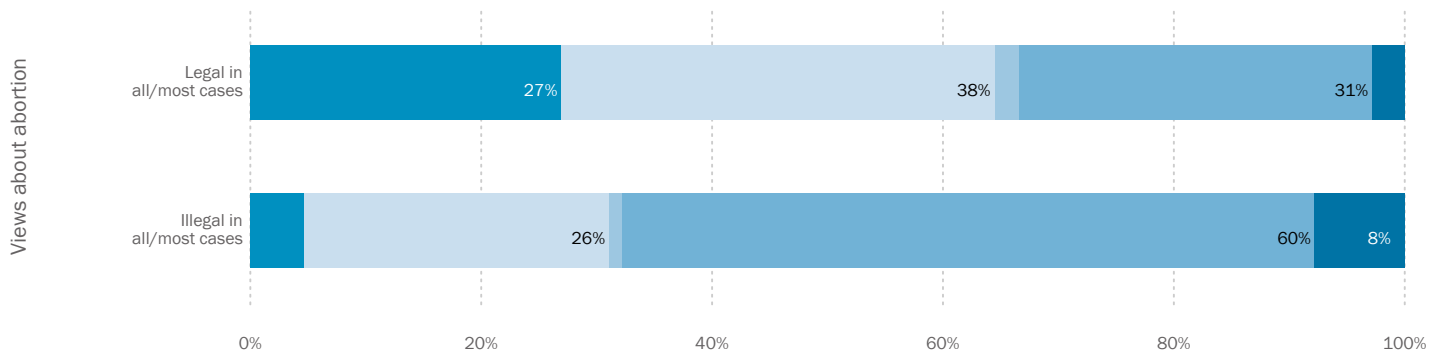
**SWITCH DISPLAY TO:** [VIEWS ABOUT ABORTION AMONG MORMONS BY VIEWS ABOUT ENVIRONMENTAL PROTECTION](#)

Chart
Table
Share

## Views about human evolution among Mormons by views about abortion

*% of Mormons who say humans...*

- Evolved; due to natural processes
- Evolved; due to God's design
- Evolved; don't know how
- Always existed in present form
- Don't know



Sample sizes and margins of error vary from subgroup to subgroup, from year to year and from state to state. You can see the sample size for the estimates in this chart on rollover or in the last column of the table. And visit [this table](#) to see approximate margins of error for a group of a given size. Readers should always bear in mind the approximate margin of error for the group they are examining when making comparisons with other groups or assessing the significance of trends over time. For full question wording, see the [survey questionnaire](#).

**SWITCH DISPLAY TO:** [VIEWS ABOUT ABORTION AMONG MORMONS BY VIEWS ABOUT HUMAN EVOLUTION](#)







Pew Research Center 

1615 L St. NW, Suite 800  
Washington, DC 20036  
USA  
(+1) 202-419-4300 | Main  
(+1) 202-857-8562 | Fax  
[\(+1\) 202-419-4372 | Media](#)  
[Inquiries](#)

**RESEARCH TOPICS**

- Politics & Policy
- International Affairs
- Immigration & Migration
- Race & Ethnicity
- Religion
- Generations & Age
- Gender & LGBT
- Family & Relationships
- Economy & Work
- Science
- Internet & Technology
- News Habits & Media
- Methodological Research
- [Full topic list](#)

**FOLLOW US**

-  [Email Newsletters](#)
-  [Facebook](#)
-  [Twitter](#)
-  [Tumblr](#)
-  [YouTube](#)
-  [RSS](#)

**ABOUT PEW RESEARCH CENTER** Pew Research Center is a nonpartisan fact tank that informs the public about the issues, attitudes and trends shaping the world. It conducts public opinion polling, demographic research, media content analysis and other empirical social science research. Pew Research Center does not take policy positions. It is a subsidiary of [The Pew Charitable Trusts](#).

Copyright 2022 Pew Research Center [About](#) [Terms & Conditions](#) [Privacy Policy](#) [Reprints, Permissions & Use Policy](#)  
[Feedback](#) [Careers](#)